

## HIGHLIGHTS OF PRESCRIBING INFORMATION

These highlights do not include all the information needed to use **DONEPEZIL HYDROCHLORIDE TABLETS** safely and effectively. See full prescribing information for **DONEPEZIL HYDROCHLORIDE TABLETS**.

### **DONEPEZIL HYDROCHLORIDE** tablets, for oral use

#### **Rx Only**

Initial U.S. Approval: 1996

#### -----INDICATIONS AND USAGE-----

Donepezil hydrochloride tablets, USP are an acetylcholinesterase inhibitor indicated for the treatment of dementia of the Alzheimer's type. Efficacy has been demonstrated in patients with mild, moderate, and severe Alzheimer's Disease (1)

#### -----DOSAGE AND ADMINISTRATION-----

- Mild to Moderate Alzheimer's Disease: 5 mg to 10 mg once daily (2.1)
- Moderate to Severe Alzheimer's Disease: 10 mg once daily (2.2)

#### -----DOSAGE FORMS AND STRENGTHS-----

- Tablets: 5 mg and 10 mg (3)

#### -----CONTRAINDICATIONS-----

Known hypersensitivity to donepezil hydrochloride or to piperidine derivatives (4)

#### -----WARNINGS AND PRECAUTIONS-----

- Cholinesterase inhibitors are likely to exaggerate succinylcholine-type muscle relaxation during anesthesia (5.1)
- Cholinesterase inhibitors may have vagotonic effects on the sinoatrial and atrioventricular nodes manifesting as bradycardia or heart block (5.2)

- Donepezil hydrochloride tablets can cause vomiting. Patients should be observed closely at initiation of treatment and after dose increases (5.3)
- Patients should be monitored closely for symptoms of active or occult gastrointestinal (GI) bleeding, especially those at increased risk for developing ulcers (5.4)
- Cholinomimetics may cause bladder outflow obstructions (5.6)
- Cholinomimetics are believed to have some potential to cause generalized convulsions (5.7)
- Cholinesterase inhibitors should be prescribed with care to patients with a history of asthma or obstructive pulmonary disease (5.8)

#### -----ADVERSE REACTIONS-----

Most common adverse reactions in clinical studies of donepezil hydrochloride tablets are nausea, diarrhea, insomnia, vomiting, muscle cramps, fatigue, and anorexia (6.1)

**To report SUSPECTED ADVERSE REACTIONS, contact Torrent Pharma Inc. at 1-800-912-9561 or FDA at 1-800-FDA-1088, or [www.fda.gov/medwatch](http://www.fda.gov/medwatch).**

#### -----DRUG INTERACTIONS-----

- Cholinesterase inhibitors have the potential to interfere with the activity of anticholinergic medications (7.1)
- A synergistic effect may be expected with concomitant administration of succinylcholine, similar neuromuscular blocking agents, or cholinergic agonists (7.2)

#### -----USE IN SPECIFIC POPULATIONS-----

Pregnancy: Based on animal data, may cause fetal harm (8.1)

**See 17 for PATIENT COUNSELING INFORMATION and FDA approved patient labeling**

Revised: 07/2022

## FULL PRESCRIBING INFORMATION: CONTENTS\*

### 1 INDICATIONS AND USAGE

### 2 DOSAGE AND ADMINISTRATION

- 2.1 Dosing in Mild to Moderate Alzheimer's Disease
- 2.2 Dosing in Moderate to Severe Alzheimer's Disease
- 2.3 Administration Information

### 3 DOSAGE FORMS AND STRENGTHS

### 4 CONTRAINDICATIONS

### 5 WARNINGS AND PRECAUTIONS

- 5.1 Anesthesia
- 5.2 Cardiovascular Conditions
- 5.3 Nausea and Vomiting
- 5.4 Peptic Ulcer Disease and GI Bleeding
- 5.6 Genitourinary Conditions
- 5.7 Neurological Conditions: Seizures
- 5.8 Pulmonary Conditions

### 6 ADVERSE REACTIONS

- 6.1 Clinical Trials Experience
- 6.2 Postmarketing Experience

### 7 DRUG INTERACTIONS

- 7.1 Use with Anticholinergics
- 7.2 Use with Cholinomimetics and Other Cholinesterase Inhibitors

### 8 USE IN SPECIFIC POPULATIONS

- 8.1 Pregnancy
- 8.2 Lactation
- 8.4 Pediatric Use
- 8.5 Geriatric Use

### 10 OVERDOSAGE

### 11 DESCRIPTION

### 12 CLINICAL PHARMACOLOGY

- 12.1 Mechanism of Action
- 12.3 Pharmacokinetics

### 13 NONCLINICAL TOXICOLOGY

- 13.1 Carcinogenesis, Mutagenesis, Impairment of Fertility
- 13.2 Animal Toxicology and/or Pharmacology

### 14 CLINICAL STUDIES

- 14.1 Mild to Moderate Alzheimer's Disease
- 14.2 Moderate to Severe Alzheimer's Disease

### 16 HOW SUPPLIED/STORAGE AND HANDLING

- 16.1 Donepezil Hydrochloride Tablets

### 17 PATIENT COUNSELING INFORMATION

\*Sections or subsections omitted from the full prescribing information are not listed.

## **FULL PRESCRIBING INFORMATION**

### **1 INDICATIONS AND USAGE**

Donepezil hydrochloride tablets, USP are indicated for the treatment of dementia of the Alzheimer's type. Efficacy has been demonstrated in patients with mild, moderate, and severe Alzheimer's disease.

### **2 DOSAGE AND ADMINISTRATION**

#### **2.1 Dosing in Mild to Moderate Alzheimer's Disease**

The recommended starting dosage of donepezil hydrochloride tablets is 5 mg administered once per day in the evening, just prior to retiring. The maximum recommended dosage of donepezil hydrochloride tablets in patients with mild to moderate Alzheimer's disease is 10 mg per day. A dose of 10 mg should not be administered until patients have been on a daily dose of 5 mg for 4 to 6 weeks.

#### **2.2 Dosing in Moderate to Severe Alzheimer's Disease**

The recommended starting dosage of donepezil hydrochloride tablets is 5 mg administered once per day in the evening, just prior to retiring. A dose of 10 mg should not be administered until patients have been on a daily dose of 5 mg for 4 to 6 weeks.

#### **2.3 Administration Information**

Donepezil hydrochloride tablets should be taken in the evening, just prior to retiring. Donepezil hydrochloride tablets can be taken with or without food.

### **3 DOSAGE FORMS AND STRENGTHS**

Donepezil hydrochloride tablets are supplied as film-coated, round tablets containing 5 mg or 10 mg of donepezil hydrochloride.

- The 5 mg tablets are white to off white, circular, biconvex, film coated tablets debossed with '5' on one side and plain on other side.
- The 10 mg tablets are peach colored, circular, biconvex, film coated tablets debossed with '10' on one side and plain on other side.

### **4 CONTRAINDICATIONS**

Donepezil hydrochloride tablets are contraindicated in patients with known hypersensitivity to donepezil hydrochloride or to piperidine derivatives.

### **5 WARNINGS AND PRECAUTIONS**

#### **5.1 Anesthesia**

Donepezil hydrochloride, as a cholinesterase inhibitor, is likely to exaggerate succinylcholine-type muscle relaxation during anesthesia.

#### **5.2 Cardiovascular Conditions**

Because of their pharmacological action, cholinesterase inhibitors may have vagotonic effects on the sinoatrial and atrioventricular nodes. This effect may manifest as bradycardia or heart block in patients both with and without known underlying cardiac conduction abnormalities. Syncopal episodes have been reported in association with the use of donepezil hydrochloride tablets.

### **5.3 Nausea and Vomiting**

Donepezil hydrochloride tablets, as a predictable consequence of their pharmacological properties, have been shown to produce diarrhea, nausea, and vomiting. These effects, when they occur, appear more frequently with the 10 mg/day dose than with the 5 mg/day dose.

Although in most cases, these effects have been transient, sometimes lasting one to three weeks, and have resolved during continued use of donepezil hydrochloride tablets, patients should be observed closely at the initiation of treatment and after dose increases.

### **5.4 Peptic Ulcer Disease and GI Bleeding**

Through their primary action, cholinesterase inhibitors may be expected to increase gastric acid secretion due to increased cholinergic activity. Therefore, patients should be monitored closely for symptoms of active or occult gastrointestinal bleeding, especially those at increased risk for developing ulcers, e.g., those with a history of ulcer disease or those receiving concurrent nonsteroidal anti-inflammatory drugs (NSAIDs). Clinical studies of donepezil hydrochloride tablets in a dose of 5 mg/day to 10 mg/day have shown no increase, relative to placebo, in the incidence of either peptic ulcer disease or gastrointestinal bleeding.

### **5.6 Genitourinary Conditions**

Although not observed in clinical trials of donepezil hydrochloride tablets, cholinomimetics may cause bladder outflow obstruction.

### **5.7 Neurological Conditions: Seizures**

Cholinomimetics are believed to have some potential to cause generalized convulsions. However, seizure activity also may be a manifestation of Alzheimer's disease.

### **5.8 Pulmonary Conditions**

Because of their cholinomimetic actions, cholinesterase inhibitors should be prescribed with care to patients with a history of asthma or obstructive pulmonary disease.

## **6 ADVERSE REACTIONS**

The following serious adverse reactions are described below and elsewhere in the labeling:

- Cardiovascular Conditions [see *Warnings and Precautions (5.2)*]
- Nausea and Vomiting [see *Warnings and Precautions (5.3)*]
- Peptic Ulcer Disease and GI Bleeding [see *Warnings and Precautions (5.4)*]
- Genitourinary Conditions [see *Warnings and Precautions (5.6)*]
- Neurological Conditions: Seizures [see *Warnings and Precautions (5.7)*]
- Pulmonary Conditions [see *Warnings and Precautions (5.8)*]

## 6.1 Clinical Trials Experience

Because clinical trials are conducted under widely varying conditions, adverse reaction rates observed in the clinical trials of a drug cannot be directly compared to rates in the clinical trials of another drug and may not reflect the rates observed in practice.

Donepezil hydrochloride tablets have been administered to over 1,700 individuals during clinical trials worldwide. Approximately 1,200 of these patients have been treated for at least 3 months and more than 1,000 patients have been treated for at least 6 months. Controlled and uncontrolled trials in the United States included approximately 900 patients. In regards to the highest dose of 10 mg/day, this population includes 650 patients treated for 3 months, 475 patients treated for 6 months, and 116 patients treated for over 1 year. The range of patient exposure is from 1 to 1,214 days

### Mild to Moderate Alzheimer's Disease

#### *Adverse Reactions Leading to Discontinuation*

The rates of discontinuation from controlled clinical trials of donepezil hydrochloride tablets due to adverse reactions for the donepezil hydrochloride tablets 5 mg/day treatment groups were comparable to those of placebo treatment groups at approximately 5%. The rate of discontinuation of patients who received 7-day escalations from 5 mg/day to 10 mg/day was higher at 13%.

The most common adverse reactions leading to discontinuation, defined as those occurring in at least 2% of patients and at twice or more the incidence seen in placebo patients, are shown in Table 1.

<b>Adverse Reaction</b>	<b>Placebo (n=355) %</b>	<b>5 mg/day Donepezil Hydrochloride Tablets (n=350) %</b>	<b>10 mg/day Donepezil Hydrochloride Tablets (n=315) %</b>
Nausea	1	1	3
Diarrhea	0	<1	3
Vomiting	<1	<1	2

#### *Most Common Adverse Reactions*

The most common adverse reactions, defined as those occurring at a frequency of at least 5% in patients receiving 10 mg/day and twice the placebo rate, are largely predicted by donepezil hydrochloride tablet's cholinomimetic effects. These include nausea, diarrhea, insomnia, vomiting, muscle cramp, fatigue and anorexia. These adverse events were often of mild intensity

and transient, resolving during continued donepezil hydrochloride tablets treatment without the need for dose modification.

There is evidence to suggest that the frequency of these common adverse reactions may be affected by the rate of titration. An open-label study was conducted with 269 patients who received placebo in the 15- and 30-week studies. These patients were titrated to a dose of 10 mg/day over a 6-week period. The rates of common adverse reactions were lower than those seen in patients titrated to 10 mg/day over one week in the controlled clinical trials and were comparable to those seen in patients on 5 mg/day.

See Table 2 for a comparison of the most common adverse reactions following one and six week titration regimens.

<b>Table 2. Comparison of Rates of Adverse Reactions in Mild to Moderate Patients Titrated to 10 mg/day over 1 and 6 Weeks</b>				
	<b>No titration</b>		<b>One week titration</b>	<b>Six week titration</b>
<b>Adverse Reaction</b>	<b>Placebo (n=315)</b>	<b>5 mg/day (n=311)</b>	<b>10 mg/day (n=315)</b>	<b>10 mg/day (n=269)</b>
	<b>%</b>	<b>%</b>	<b>%</b>	<b>%</b>
Nausea	6	5	19	6
Diarrhea	5	8	15	9
Insomnia	6	6	14	6
Fatigue	3	4	8	3
Vomiting	3	3	8	5
Muscle cramps	2	6	8	3
Anorexia	2	3	7	3

Table 3 lists adverse reactions that occurred in at least 2% of patients in pooled placebo-controlled trials who received either donepezil hydrochloride tablets 5 mg or 10 mg and for which the rate of occurrence was greater for patients treated with donepezil hydrochloride tablets than with placebo. In general, adverse reactions occurred more frequently in female patients and with advancing age.

<b>Table 3. Adverse Reactions in Pooled Placebo-Controlled Clinical Trials in Mild to Moderate Alzheimer's Disease</b>		
<b>Adverse Reaction</b>	<b>Placebo (n=355)</b>	<b>Donepezil Hydrochloride Tablets (n=747)</b>
	<b>%</b>	<b>%</b>
<b>Percent of Patients with any Adverse Reaction</b>	<b>72</b>	<b>74</b>
Nausea	6	11
Diarrhea	5	10
Headache	9	10
Insomnia	6	9

<b>Adverse Reaction</b>	<b>Placebo (n=355) %</b>	<b>Donepezil Hydrochloride Tablets (n=747) %</b>
Pain, various locations	8	9
Dizziness	6	8
Accident	6	7
Muscle Cramps	2	6
Fatigue	3	5
Vomiting	3	5
Anorexia	2	4
Ecchymosis	3	4
Abnormal Dreams	0	3
Depression	<1	3
Weight Loss	1	3
Arthritis	1	2
Frequent Urination	1	2
Somnolence	<1	2
Syncope	1	2

Severe Alzheimer's Disease (Donepezil hydrochloride tablets 5 mg/day and 10 mg/day)

Donepezil hydrochloride tablets has been administered to over 600 patients with severe Alzheimer's disease during clinical trials of at least 6 months duration, including three double-blind, placebo-controlled trials, two of which had an open label extension.

*Adverse Reactions Leading to Discontinuation*

The rates of discontinuation from controlled clinical trials of donepezil hydrochloride tablets due to adverse reactions for the donepezil hydrochloride tablets patients were approximately 12% compared to 7% for placebo patients. The most common adverse reactions leading to discontinuation, defined as those occurring in at least 2% of donepezil hydrochloride tablets patients and at twice or more the incidence seen in placebo, were anorexia (2% vs. 1% placebo), nausea (2% vs. <1% placebo), diarrhea (2% vs. 0% placebo) and urinary tract infection (2% vs. 1% placebo).

*Most Common Adverse Reactions*

The most common adverse reactions, defined as those occurring at a frequency of at least 5% in patients receiving donepezil hydrochloride tablets and at twice or more the placebo rate, are largely predicted by donepezil hydrochloride tablet's cholinomimetic effects. These include diarrhea, anorexia, vomiting, nausea, and ecchymosis. These adverse reactions were often transient, resolving during continued donepezil hydrochloride tablets treatment without the need for dose modification.

Table 4 lists adverse reactions that occurred in at least 2% of patients in pooled placebo-controlled trials who received donepezil hydrochloride tablets 5 mg and 10 mg and for which the rate of occurrence was greater for patients treated with donepezil hydrochloride tablets than with placebo.

<b>Table 4. Adverse Reactions in Pooled Controlled Clinical Trials in Severe Alzheimer's Disease</b>		
<b>Body System/Adverse Reaction</b>	<b>Placebo (n=392) %</b>	<b>Donepezil Hydrochloride Tablets (n=501) %</b>
<b>Percent of Patients with any Adverse Reaction</b>	<b>73</b>	<b>81</b>
Accident	12	13
Infection	9	11
Diarrhea	4	10
Anorexia	4	8
Vomiting	4	8
Nausea	2	6
Insomnia	4	5
Ecchymosis	2	5
Headache	3	4
Hypertension	2	3
Pain	2	3
Back Pain	2	3
Eczema	2	3
Hallucinations	1	3
Hostility	2	3
Increase in Creatine Phosphokinase	1	3
Nervousness	2	3
Fever	1	2
Chest Pain	<1	2
Confusion	1	2
Dehydration	1	2
Depression	1	2
Dizziness	1	2
Emotional Lability	1	2
Hemorrhage	1	2
Hyperlipemia	<1	2
Personality Disorder	1	2
Somnolence	1	2
Syncope	1	2
Urinary Incontinence	1	2

## 6.2 Postmarketing Experience

The following adverse reactions have been identified during post-approval use of donepezil hydrochloride tablets. Because these reactions are reported voluntarily from a population of uncertain size, it is not always possible to reliably estimate their frequency or establish a causal relationship to drug exposure.

Abdominal pain, agitation, aggression, cholecystitis, confusion, convulsions, hallucinations, heart block (all types), hemolytic anemia, hepatitis, hyponatremia, neuroleptic malignant syndrome, pancreatitis, rash, rhabdomyolysis, QTc prolongation, and torsade de pointes.

## 7 DRUG INTERACTIONS

### 7.1 Use with Anticholinergics

Because of their mechanism of action, cholinesterase inhibitors have the potential to interfere with the activity of anticholinergic medications.

### 7.2 Use with Cholinomimetics and Other Cholinesterase Inhibitors

A synergistic effect may be expected when cholinesterase inhibitors are given concurrently with succinylcholine, similar neuromuscular blocking agents, or cholinergic agonists such as bethanechol.

## 8 USE IN SPECIFIC POPULATIONS

### 8.1 Pregnancy

#### Risk Summary

There are no adequate data on the developmental risks associated with the use of donepezil in pregnant women. In animal studies, developmental toxicity was not observed when donepezil was administered to pregnant rats and rabbits during organogenesis, but administration to rats during the latter part of pregnancy and throughout lactation resulted in increased stillbirths and decreased offspring survival at clinically relevant doses [*see Data*]. In the U.S. general population, the estimated background risks of major birth defects and miscarriage in clinically recognized pregnancies are 2% to 4% and 15% to 20%, respectively. The background risks of major birth defects and miscarriage for the indicated population are unknown.

#### Data

##### *Animal Data*

Oral administration of donepezil to pregnant rats and rabbits during the period of organogenesis did not produce any teratogenic effects at doses up to 16 mg/kg/day (approximately 16 times the maximum recommended human dose [MRHD] of 10 mg/day on a mg/m<sup>2</sup> basis) and 10 mg/kg/day (approximately 20 times the MRHD on a mg/m<sup>2</sup> basis), respectively. Oral administration of donepezil (1, 3, 10 mg/kg/day) to rats during late gestation and throughout lactation to weaning produced an increase in stillbirths and reduced offspring survival through postpartum day 4 at the highest dose. The no-effect dose of 3 mg/kg/day is approximately 3 times the MRHD on a mg/m<sup>2</sup> basis.



## 8.2 Lactation

### Risk Summary

There are no data on the presence of donepezil or its metabolites in human milk, the effects on the breastfed infant, or on milk production.

The developmental and health benefits of breastfeeding should be considered along with the mother's clinical need for donepezil and any potential adverse effects on the breastfed infant from donepezil or from the underlying maternal condition.

### 8.4 Pediatric Use

The safety and effectiveness in pediatric patients have not been established.

### 8.5 Geriatric Use

Alzheimer's disease is a disorder occurring primarily in individuals over 55 years of age. The mean age of patients enrolled in the clinical studies with donepezil hydrochloride tablets was 73 years; 80% of these patients were between 65 and 84 years old, and 49% of patients were at or above the age of 75. The efficacy and safety data presented in the clinical trials section were obtained from these patients. There were no clinically significant differences in most adverse events reported by patient groups  $\geq 65$  years old and  $< 65$  years old.

## 10 OVERDOSAGE

Because strategies for the management of overdose are continually evolving, it is advisable to contact a Poison Control Center to determine the latest recommendations for the management of an overdose of any drug.

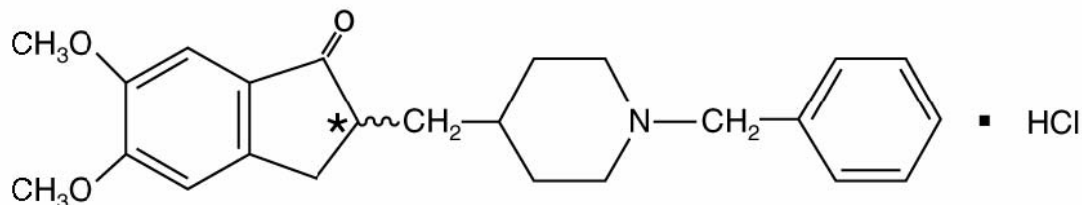
As in any case of overdose, general supportive measures should be utilized. Overdosage with cholinesterase inhibitors can result in cholinergic crisis characterized by severe nausea, vomiting, salivation, sweating, bradycardia, hypotension, respiratory depression, collapse and convulsions. Increasing muscle weakness is a possibility and may result in death if respiratory muscles are involved. Tertiary anticholinergics such as atropine may be used as an antidote for donepezil hydrochloride tablets overdose. Intravenous atropine sulfate titrated to effect is recommended: an initial dose of 1.0 to 2.0 mg IV with subsequent doses based upon clinical response. Atypical responses in blood pressure and heart rate have been reported with other cholinomimetics when co-administered with quaternary anticholinergics such as glycopyrrolate. It is not known whether donepezil hydrochloride and/or its metabolites can be removed by dialysis (hemodialysis, peritoneal dialysis, or hemofiltration).

Dose-related signs of toxicity in animals included reduced spontaneous movement, prone position, staggering gait, lacrimation, clonic convulsions, depressed respiration, salivation, miosis, tremors, fasciculation and lower body surface temperature.

## 11 DESCRIPTION

Donepezil hydrochloride is a reversible inhibitor of the enzyme acetylcholinesterase, known chemically as  $(\pm)$ -2, 3-dihydro-5, 6-dimethoxy-2-[[1-(phenylmethyl)-4-piperidinyl]methyl]-1*H*-inden-1-one hydrochloride. Donepezil hydrochloride is commonly referred to in the

pharmacological literature as E2020. It has an empirical formula of  $C_{24}H_{29}NO_3HCl$  and a molecular weight of 415.96. Donepezil hydrochloride, USP is a white crystalline powder and is freely soluble in chloroform, soluble in water and in glacial acetic acid, slightly soluble in ethanol and in acetonitrile and practically insoluble in ethyl acetate and in n-hexane.



Donepezil hydrochloride is available for oral administration in film-coated tablets containing 5 or 10 mg of donepezil hydrochloride, USP.

Inactive ingredients in 5 mg and 10 mg tablets are lactose monohydrate, magnesium stearate, maize starch (*Zea mays*) and microcrystalline cellulose. The film coating contains hypromellose, polyethylene glycol, talc and titanium dioxide. Additionally, the 10 mg tablet contains ferric oxide red and ferric oxide yellow as coloring agents.

## 12 CLINICAL PHARMACOLOGY

### 12.1 Mechanism of Action

Current theories on the pathogenesis of the cognitive signs and symptoms of Alzheimer's disease attribute some of them to a deficiency of cholinergic neurotransmission.

Donepezil hydrochloride is postulated to exert its therapeutic effect by enhancing cholinergic function. This is accomplished by increasing the concentration of acetylcholine through reversible inhibition of its hydrolysis by acetylcholinesterase. There is no evidence that donepezil alters the course of the underlying dementing process.

### 12.3 Pharmacokinetics

Pharmacokinetics of donepezil are linear over a dose range of 1 to 10 mg given once daily. The rate and extent of absorption of donepezil hydrochloride tablets are not influenced by food.

Donepezil hydrochloride ODT 5 mg and 10 mg are bioequivalent to donepezil hydrochloride 5 mg and 10 mg tablets, respectively.

The elimination half life of donepezil is about 70 hours, and the mean apparent plasma clearance (Cl/F) is 0.13 to 0.19 L/hr/kg. Following multiple dose administration, donepezil accumulates in plasma by 4 to 7 fold, and steady state is reached within 15 days. The steady state volume of distribution is 12 to 16 L/kg. Donepezil is approximately 96% bound to human plasma proteins, mainly to albumins (about 75%) and  $\alpha_1$  - acid glycoprotein (about 21%) over the concentration range of 2 to 1000 ng/mL.

Donepezil is both excreted in the urine intact and extensively metabolized to four major metabolites, two of which are known to be active, and a number of minor metabolites, not all of

which have been identified. Donepezil is metabolized by CYP 450 isoenzymes 2D6 and 3A4 and undergoes glucuronidation. Following administration of <sup>14</sup>C-labeled donepezil, plasma radioactivity, expressed as a percent of the administered dose, was present primarily as intact donepezil (53%) and as 6-O-desmethyl donepezil (11%), which has been reported to inhibit AChE to the same extent as donepezil *in vitro* and was found in plasma at concentrations equal to about 20% of donepezil. Approximately 57% and 15% of the total radioactivity was recovered in urine and feces, respectively, over a period of 10 days, while 28% remained unrecovered, with about 17% of the donepezil dose recovered in the urine as unchanged drug. Examination of the effect of CYP2D6 genotype in Alzheimer's patients showed differences in clearance values among CYP2D6 genotype subgroups. When compared to the extensive metabolizers, poor metabolizers had a 31.5% slower clearance and ultra-rapid metabolizers had a 24% faster clearance.

#### Hepatic Disease

In a study of 10 patients with stable alcoholic cirrhosis, the clearance of donepezil hydrochloride was decreased by 20% relative to 10 healthy age- and sex-matched subjects.

#### Renal Disease

In a study of 11 patients with moderate to severe renal impairment ( $Cl_C < 18 \text{ mL/min/1.73 m}^2$ ) the clearance of donepezil hydrochloride did not differ from 11 age- and sex-matched healthy subjects.

#### Age

No formal pharmacokinetic study was conducted to examine age-related differences in the pharmacokinetics of donepezil hydrochloride. Population pharmacokinetic analysis suggested that the clearance of donepezil in patients decreases with increasing age. When compared with 65-year old subjects, 90-year old subjects have a 17% decrease in clearance, while 40-year old subjects have a 33% increase in clearance. The effect of age on donepezil clearance may not be clinically significant.

#### Gender and Race

No specific pharmacokinetic study was conducted to investigate the effects of gender and race on the disposition of donepezil hydrochloride. However, retrospective pharmacokinetic analysis and population pharmacokinetic analysis of plasma donepezil concentrations measured in patients with Alzheimer's disease indicates that gender and race (Japanese and Caucasians) did not affect the clearance of donepezil hydrochloride to an important degree.

#### Body weight

There was a relationship noted between body weight and clearance. Over the range of body weight from 50 kg to 110 kg, clearance increased from 7.77 L/h to 14.04 L/h, with a value of 10 L/hr for 70 kg individuals.

#### Drug Interactions

*Effect of Donepezil Hydrochloride Tablets on the Metabolism of Other Drugs*

No *in vivo* clinical trials have investigated the effect of donepezil hydrochloride tablets on the clearance of drugs metabolized by CYP 3A4 (e.g. cisapride, terfenadine) or by CYP 2D6 (e.g. imipramine). However, *in vitro* studies show a low rate of binding to these enzymes (mean  $K_i$  about 50 to 130  $\mu\text{M}$ ), that, given the therapeutic plasma concentrations of donepezil (164 nM), indicates little likelihood of interference. Based on *in vitro* studies, donepezil shows little or no evidence of direct inhibition of CYP2B6, CYP2C8 and CYP2C19 at clinically relevant concentrations.

Whether donepezil hydrochloride tablets have any potential for enzyme induction is not known. Formal pharmacokinetic studies evaluated the potential of donepezil hydrochloride tablets for interaction with theophylline, cimetidine, warfarin, digoxin and ketoconazole. No effects of donepezil hydrochloride tablets on the pharmacokinetics of these drugs were observed.

#### *Effect of Other Drugs on the Metabolism of Donepezil Hydrochloride Tablets*

Ketoconazole and quinidine, strong inhibitors of CYP450 3A and 2D6, respectively, inhibit donepezil metabolism *in vitro*. Whether there is a clinical effect of quinidine is not known. Population pharmacokinetic analysis showed that in the presence of concomitant CYP2D6 inhibitors donepezil AUC was increased by approximately 17% to 20% in Alzheimer's disease patients taking donepezil hydrochloride tablets 10 mg. This represented an average effect of weak, moderate, and strong CYP2D6 inhibitors. In a 7-day crossover study in 18 healthy volunteers, ketoconazole (200 mg q.d.) increased mean donepezil (5 mg q.d.) concentrations ( $\text{AUC}_{0 \text{ to } 24}$  and  $C_{\text{max}}$ ) by 36%. The clinical relevance of this increase in concentration is unknown.

Inducers of CYP 3A (e.g., phenytoin, carbamazepine, dexamethasone, rifampin, and phenobarbital) could increase the rate of elimination of donepezil hydrochloride tablets.

Formal pharmacokinetic studies demonstrated that the metabolism of donepezil hydrochloride tablets is not significantly affected by concurrent administration of digoxin or cimetidine.

An *in vitro* study showed that donepezil was not a substrate of P-glycoprotein.

#### *Drugs Highly Bound to Plasma Proteins*

Drug displacement studies have been performed *in vitro* between this highly bound drug (96%) and other drugs such as furosemide, digoxin, and warfarin. Donepezil hydrochloride at concentrations of 0.3 to 10 micrograms/mL did not affect the binding of furosemide (5 micrograms/mL), digoxin (2 ng/mL), and warfarin (3 micrograms/mL) to human albumin. Similarly, the binding of donepezil hydrochloride to human albumin was not affected by furosemide, digoxin and warfarin.

## **13 NONCLINICAL TOXICOLOGY**

### **13.1 Carcinogenesis, Mutagenesis, Impairment of Fertility**

No evidence of carcinogenic potential was obtained in an 88-week carcinogenicity study of donepezil conducted in mice at oral doses up to 180 mg/kg/day (approximately 86 times the maximum recommended human dose [MRHD] of 10 mg/day on a  $\text{mg}/\text{m}^2$  basis), or in a 104-week carcinogenicity study in rats at oral doses up to 30 mg/kg/day (approximately 29 times the MRHD on a  $\text{mg}/\text{m}^2$  basis).

Donepezil was negative in a battery of genotoxicity assays (*in vitro* bacterial reverse mutation, *in vitro* mouse lymphoma *tk*, *in vitro* chromosomal aberration, and *in vivo* mouse micronucleus).

Donepezil had no effect on fertility in rats at oral doses up to 10 mg/kg/day (approximately 10 times the MRHD on a mg/m<sup>2</sup> basis) when administered to males and females prior to and during mating and continuing in females through implantation.

### **13.2 Animal Toxicology and/or Pharmacology**

In an acute dose neurotoxicity study in female rats, oral administration of donepezil and memantine in combination resulted in increased incidence, severity, and distribution of neurodegeneration compared with memantine alone. The no-effect levels of the combination were associated with clinically relevant plasma donepezil and memantine levels.

The relevance of this finding to humans is unknown.

## **14 CLINICAL STUDIES**

### **14.1 Mild to Moderate Alzheimer's Disease**

The effectiveness of donepezil hydrochloride tablets as a treatment for mild to moderate Alzheimer's disease is demonstrated by the results of two randomized, double-blind, placebo-controlled clinical investigations in patients with Alzheimer's disease (diagnosed by NINCDS and DSM III-R criteria, Mini-Mental State Examination  $\geq 10$  and  $\leq 26$  and Clinical Dementia Rating of 1 or 2). The mean age of patients participating in donepezil hydrochloride tablets trials was 73 years with a range of 50 to 94. Approximately 62% of patients were women and 38% were men. The racial distribution was white 95%, black 3% and other races 2%.

The higher dose of 10 mg did not provide a statistically significantly greater clinical benefit than 5 mg. There is a suggestion, however, based upon order of group mean scores and dose trend analyses of data from these clinical trials, that a daily dose of 10 mg of donepezil hydrochloride tablets might provide additional benefit for some patients. Accordingly, whether or not to employ a dose of 10 mg is a matter of prescriber and patient preference.

#### Study Outcome Measures

In each study, the effectiveness of treatment with donepezil hydrochloride tablets was evaluated using a dual outcome assessment strategy.

The ability of donepezil hydrochloride tablets to improve cognitive performance was assessed with the cognitive subscale of the Alzheimer's Disease Assessment Scale (ADAS-cog), a multi-item instrument that has been extensively validated in longitudinal cohorts of Alzheimer's disease patients. The ADAS-cog examines selected aspects of cognitive performance including elements of memory, orientation, attention, reasoning, language and praxis. The ADAS-cog scoring range is from 0 to 70, with higher scores indicating greater cognitive impairment. Elderly normal adults may score as low as 0 or 1, but it is not unusual for non-demented adults to score slightly higher.

The patients recruited as participants in each study had mean scores on the ADAS-cog of approximately 26 points, with a range from 4 to 61. Experience based on longitudinal studies of ambulatory patients with mild to moderate Alzheimer's disease suggest that scores on the ADAS-cog increase (worsen) by 6 to 12 points per year. However, smaller changes may be seen in patients with very mild or very advanced disease since the ADAS-cog is not uniformly sensitive to change over the course of the disease. The annualized rate of decline in the placebo patients participating in donepezil hydrochloride tablets trials was approximately 2 to 4 points per year.

The ability of donepezil hydrochloride tablets to produce an overall clinical effect was assessed using a Clinician's Interview-Based Impression of Change that required the use of caregiver information, the CIBIC-plus. The CIBIC-plus is not a single instrument and is not a standardized instrument like the ADAS-cog. Clinical trials for investigational drugs have used a variety of CIBIC formats, each different in terms of depth and structure.

As such, results from a CIBIC-plus reflect clinical experience from the trial or trials in which it was used and cannot be compared directly with the results of CIBIC-plus evaluations from other clinical trials. The CIBIC-plus used in donepezil hydrochloride tablets trials was a semi-structured instrument that was intended to examine four major areas of patient function: General, Cognitive, Behavioral and Activities of Daily Living. It represents the assessment of a skilled clinician based upon his/her observations at an interview with the patient, in combination with information supplied by a caregiver familiar with the behavior of the patient over the interval rated. The CIBIC-plus is scored as a seven-point categorical rating, ranging from a score of 1, indicating "markedly improved," to a score of 4, indicating "no change" to a score of 7, indicating "markedly worse." The CIBIC-plus has not been systematically compared directly to assessments not using information from caregivers (CIBIC) or other global methods.

### Thirty-Week Study

In a study of 30 weeks duration, 473 patients were randomized to receive single daily doses of placebo, 5 mg/day or 10 mg/day of donepezil hydrochloride tablets. The 30-week study was divided into a 24-week double-blind active treatment phase followed by a 6-week single-blind placebo washout period. The study was designed to compare 5 mg/day or 10 mg/day fixed doses of donepezil hydrochloride tablets to placebo. However, to reduce the likelihood of cholinergic effects, the 10 mg/day treatment was started following an initial 7-day treatment with 5 mg/day doses.

### *Effects on the ADAS-cog*

Figure 1 illustrates the time course for the change from baseline in ADAS-cog scores for all three dose groups over the 30 weeks of the study. After 24 weeks of treatment, the mean differences in the ADAS-cog change scores for donepezil hydrochloride tablets treated patients compared to the patients on placebo were 2.8 and 3.1 points for the 5 mg/day and 10 mg/day treatments, respectively. These differences were statistically significant. While the treatment effect size may appear to be slightly greater for the 10 mg/day treatment, there was no statistically significant difference between the two active treatments.

Following 6 weeks of placebo washout, scores on the ADAS-cog for both the donepezil hydrochloride tablets treatment groups were indistinguishable from those patients who had received only placebo for 30 weeks. This suggests that the beneficial effects of donepezil hydrochloride tablets abate over 6 weeks following discontinuation of treatment and do not represent a change in the underlying disease. There was no evidence of a rebound effect 6 weeks after abrupt discontinuation of therapy.

Figure 1. Time-course of the Change from Baseline in ADAS-cog Score for Patients Completing 24 Weeks of Treatment.

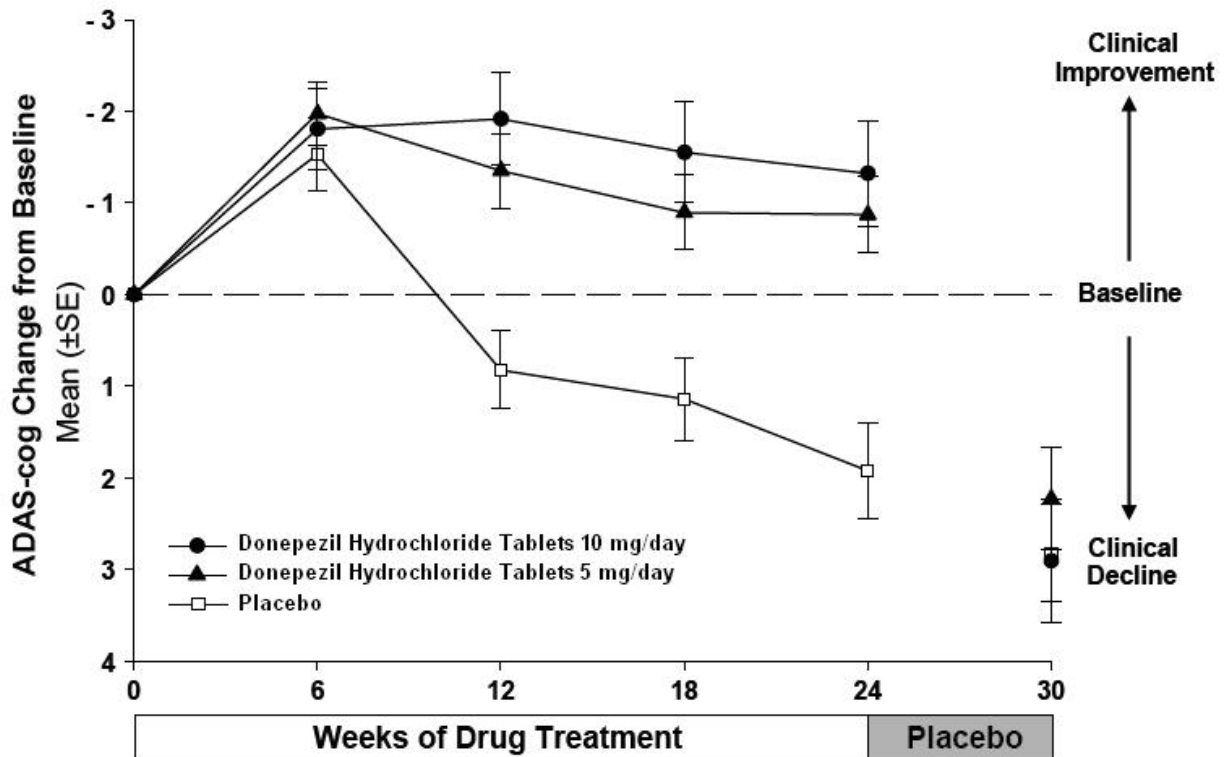
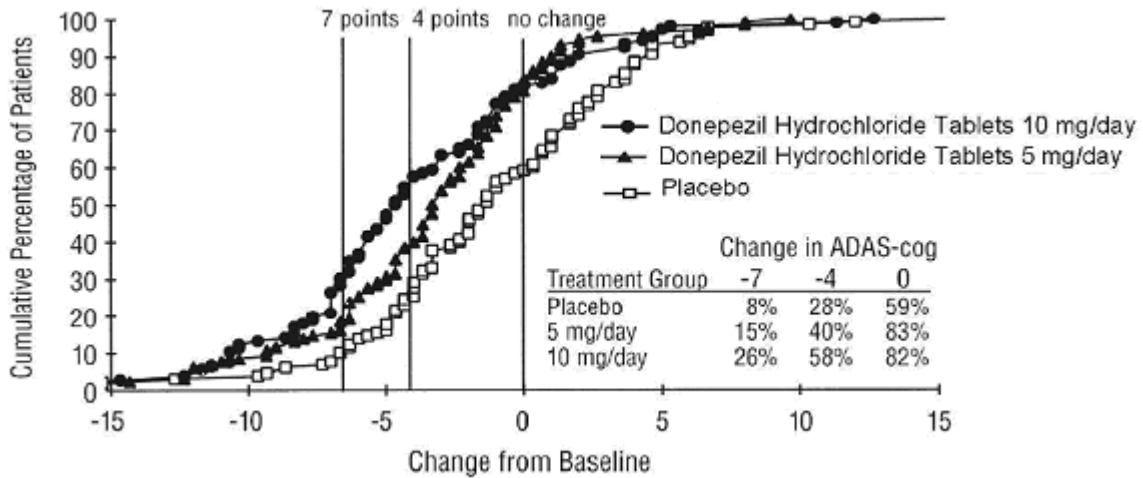


Figure 2 illustrates the cumulative percentages of patients from each of the three treatment groups who had attained the measure of improvement in ADAS-cog score shown on the X axis. Three change scores, (7-point and 4-point reductions from baseline or no change in score) have been identified for illustrative purposes, and the percent of patients in each group achieving that result is shown in the inset table.

The curves demonstrate that both patients assigned to placebo and donepezil hydrochloride tablets have a wide range of responses, but that the active treatment groups are more likely to show the greater improvements. A curve for an effective treatment would be shifted to the left of the curve for placebo, while an ineffective or deleterious treatment would be superimposed upon or shifted to the right of the curve for placebo.

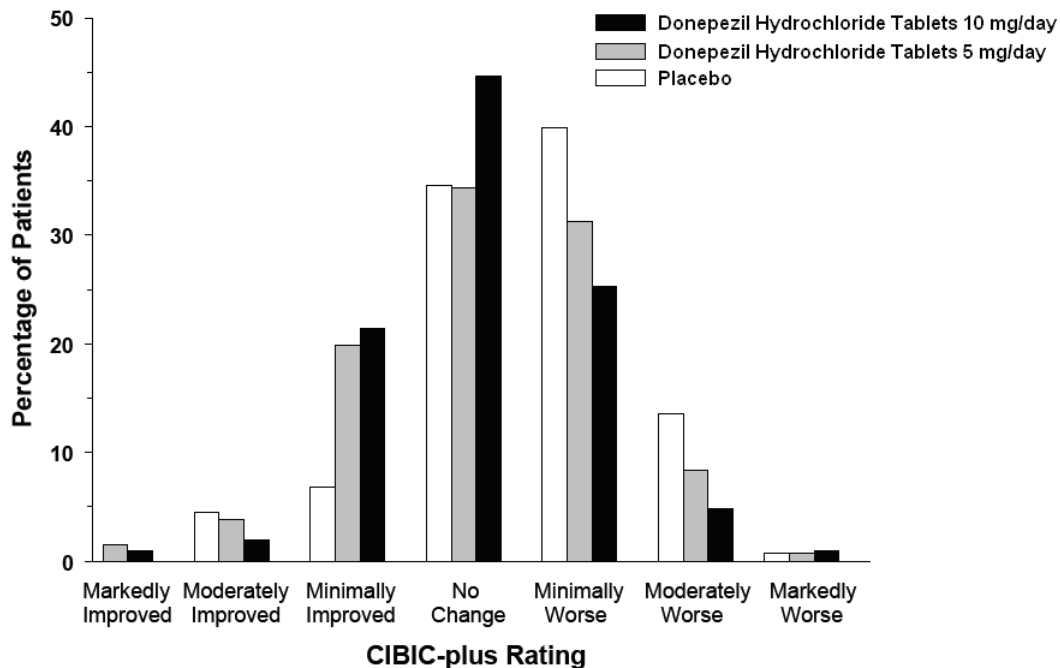
Figure 2. Cumulative Percentage of Patients Completing 24 Weeks of Double-blind Treatment with Specified Changes from Baseline ADAS-cog Scores. The Percentages of Randomized Patients who Completed the Study were: Placebo 80%, 5 mg/day 85%, and 10 mg/day 68%.



*Effects on the CIBIC-plus*

Figure 3 is a histogram of the frequency distribution of CIBIC-plus scores attained by patients assigned to each of the three treatment groups who completed 24 weeks of treatment. The mean drug-placebo differences for these groups of patients were 0.35 points and 0.39 points for 5 mg/day and 10 mg/day of donepezil hydrochloride tablets, respectively. These differences were statistically significant. There was no statistically significant difference between the two active treatments.

Figure 3. Frequency Distribution of CIBIC-plus Scores at Week 24.





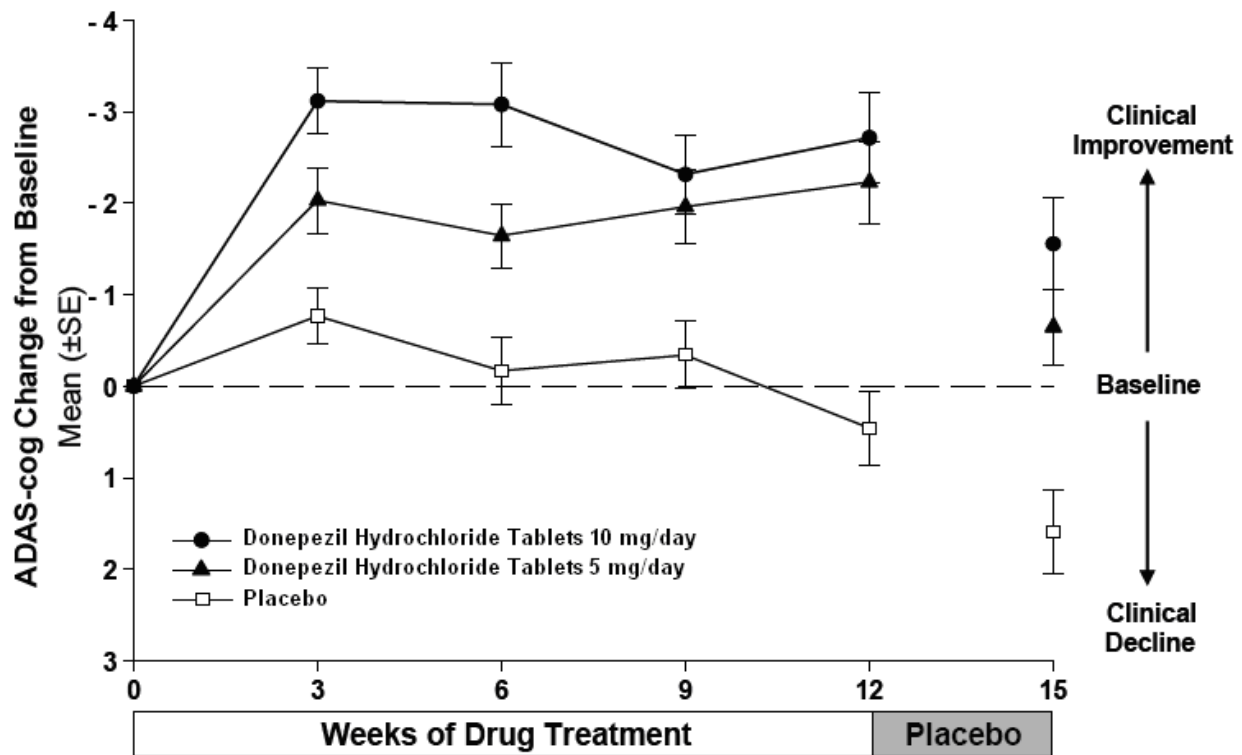
### Fifteen-Week Study

In a study of 15 weeks duration, patients were randomized to receive single daily doses of placebo or either 5 mg/day or 10 mg/day of donepezil hydrochloride tablets for 12 weeks, followed by a 3-week placebo washout period. As in the 30-week study, to avoid acute cholinergic effects, the 10 mg/day treatment followed an initial 7-day treatment with 5 mg/day doses.

### Effects on the ADAS-Cog

Figure 4 illustrates the time course of the change from baseline in ADAS-cog scores for all three dose groups over the 15 weeks of the study. After 12 weeks of treatment, the differences in mean ADAS-cog change scores for the donepezil hydrochloride tablets treated patients compared to the patients on placebo were 2.7 and 3.0 points each, for the 5 and 10 mg/day donepezil hydrochloride tablets treatment groups, respectively. These differences were statistically significant. The effect size for the 10 mg/day group may appear to be slightly larger than that for 5 mg/day. However, the differences between active treatments were not statistically significant.

Figure 4. Time-course of the Change from Baseline in ADAS-cog Score for Patients Completing the 15-week Study.



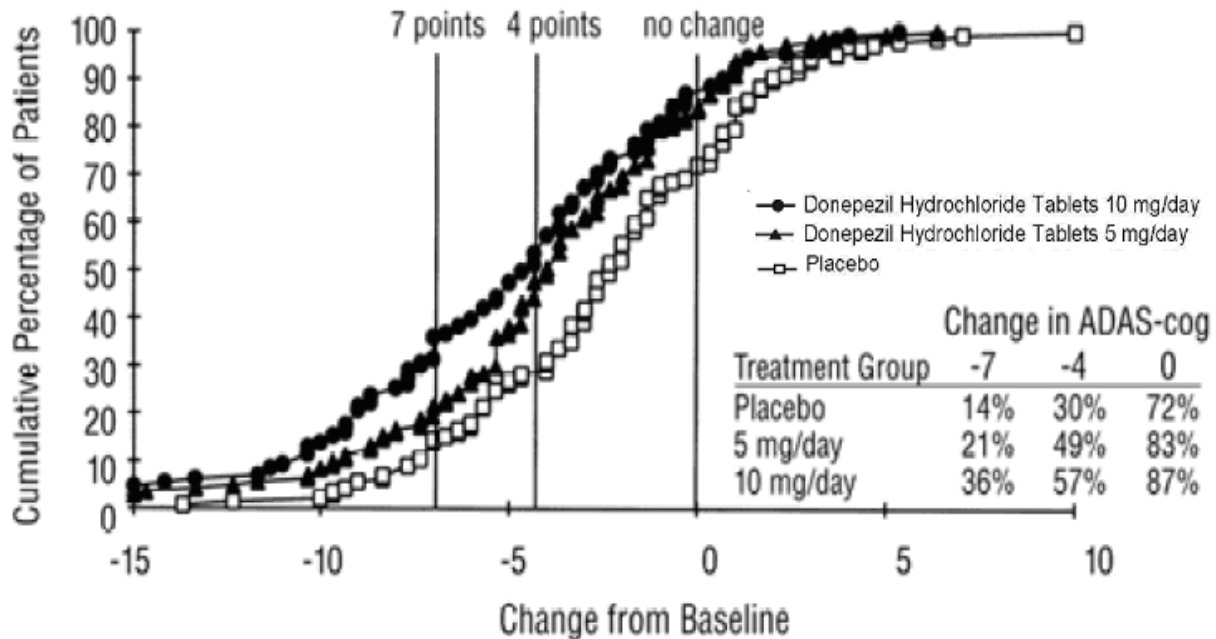
Following 3 weeks of placebo washout, scores on the ADAS-cog for both the donepezil hydrochloride tablets treatment groups increased, indicating that discontinuation of donepezil hydrochloride tablets resulted in a loss of its treatment effect. The duration of this placebo washout period was not sufficient to characterize the rate of loss of the treatment effect, but, the 30-week study (see above) demonstrated that treatment effects associated with the use of

donepezil hydrochloride tablets abate within 6 weeks of treatment discontinuation.

Figure 5 illustrates the cumulative percentages of patients from each of the three treatment groups who attained the measure of improvement in ADAS-cog score shown on the X axis. The same three change scores, (7-point and 4-point reductions from baseline or no change in score) as selected for the 30-week study have been used for this illustration. The percentages of patients achieving those results are shown in the inset table.

As observed in the 30-week study, the curves demonstrate that patients assigned to either placebo or to donepezil hydrochloride tablets have a wide range of responses, but that the donepezil hydrochloride tablets treated patients are more likely to show greater improvements in cognitive performance.

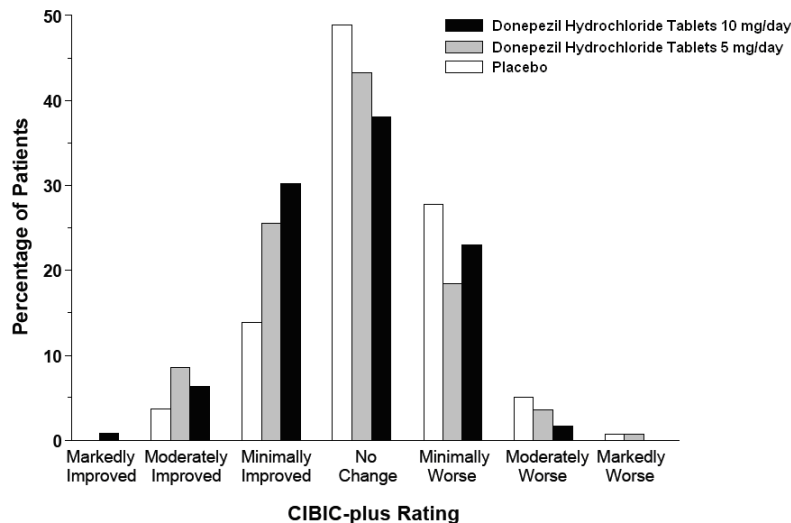
Figure 5. Cumulative Percentage of Patients with Specified Changes from Baseline ADAS-cog Scores. The Percentages of Randomized Patients Within Each Treatment Group Who Completed the Study Were: Placebo 93%, 5 mg/day 90%, and 10 mg/day 82%.



*Effects on the CIBIC-plus*

Figure 6 is a histogram of the frequency distribution of CIBIC-plus scores attained by patients assigned to each of the three treatment groups who completed 12 weeks of treatment. The differences in mean scores for donepezil hydrochloride tablets treated patients compared to the patients on placebo at Week 12 were 0.36 and 0.38 points for the 5 mg/day and 10 mg/day treatment groups, respectively. These differences were statistically significant.

Figure 6. Frequency Distribution of CIBIC-plus Scores at Week 12.



In both studies, patient age, sex and race were not found to predict the clinical outcome of donepezil hydrochloride tablets treatment.

## 14.2 Moderate to Severe Alzheimer’s Disease

The effectiveness of donepezil hydrochloride tablets in the treatment of patients with moderate to severe Alzheimer’s Disease was established in studies employing doses of 10 mg/day.

### Swedish 6 Month Study (10 mg/day)

The effectiveness of donepezil hydrochloride tablets as a treatment for severe Alzheimer’s disease is demonstrated by the results of a randomized, double-blind, placebo-controlled clinical study conducted in Sweden (6 month study) in patients with probable or possible Alzheimer’s disease diagnosed by NINCDS-ADRDA and DSM-IV criteria, MMSE: range of 1 to 10. Two hundred and forty eight (248) patients with severe Alzheimer’s disease were randomized to donepezil hydrochloride tablets or placebo. For patients randomized to donepezil hydrochloride tablets, treatment was initiated at 5 mg once daily for 28 days and then increased to 10 mg once daily. At the end of the 6 month treatment period, 90.5% of the donepezil hydrochloride tablets treated patients were receiving the 10 mg/day dose. The mean age of patients was 84.9 years, with a range of 59 to 99. Approximately 77 % of patients were women, and 23 % were men. Almost all patients were Caucasian. Probable Alzheimer’s disease was diagnosed in the majority of the patients (83.6% of donepezil hydrochloride tablets treated patients and 84.2% of placebo treated patients).

### Study Outcome Measures

The effectiveness of treatment with donepezil hydrochloride tablets was determined using a dual outcome assessment strategy that evaluated cognitive function using an instrument designed for more impaired patients and overall function through caregiver-rated assessment. This study showed that patients on donepezil hydrochloride tablets experienced significant improvement on

both measures compared to placebo.

The ability of donepezil hydrochloride tablets to improve cognitive performance was assessed with the Severe Impairment Battery (SIB). The SIB, a multi-item instrument, has been validated for the evaluation of cognitive function in patients with moderate to severe dementia. The SIB evaluates selective aspects of cognitive performance, including elements of memory, language, orientation, attention, praxis, visuospatial ability, construction, and social interaction. The SIB scoring range is from 0 to 100, with lower scores indicating greater cognitive impairment.

Daily function was assessed using the Modified Alzheimer's Disease Cooperative Study Activities of Daily Living Inventory for Severe Alzheimer's Disease (ADCS-ADL-severe). The ADCS-ADL-severe is derived from the Alzheimer's Disease Cooperative Study Activities of Daily Living Inventory, which is a comprehensive battery of ADL questions used to measure the functional capabilities of patients. Each ADL item is rated from the highest level of independent performance to complete loss. The ADCS-ADL-severe is a subset of 19 items, including ratings of the patient's ability to eat, dress, bathe, use the telephone, get around (or travel), and perform other activities of daily living; it has been validated for the assessment of patients with moderate to severe dementia. The ADCS-ADL-severe has a scoring range of 0 to 54, with the lower scores indicating greater functional impairment. The investigator performs the inventory by interviewing a caregiver, in this study a nurse staff member, familiar with the functioning of the patient.

#### *Effects on the SIB*

Figure 7 shows the time course for the change from baseline in SIB score for the two treatment groups over the 6 months of the study. At 6 months of treatment, the mean difference in the SIB change scores for donepezil hydrochloride tablets treated patients compared to patients on placebo was 5.9 points. Donepezil hydrochloride tablets treatment was statistically significantly superior to placebo.

Figure 7. Time Course of the Change from Baseline in SIB Score for Patients Completing 6 Months of Treatment.

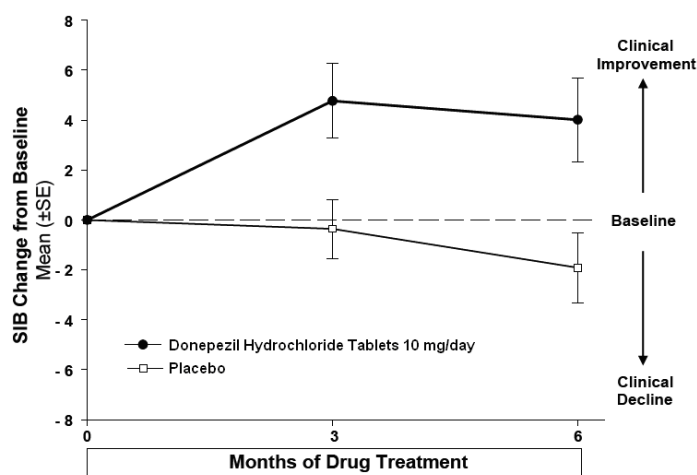


Figure 8 illustrates the cumulative percentages of patients from each of the two treatment groups

who attained the measure of improvement in SIB score shown on the X-axis. While patients assigned both to donepezil hydrochloride tablets and to placebo have a wide range of responses, the curves show that the donepezil hydrochloride tablets group is more likely to show a greater improvement in cognitive performance.

Figure 8. Cumulative Percentage of Patients Completing 6 Months of Double-blind Treatment with Particular Changes from Baseline in SIB Scores.

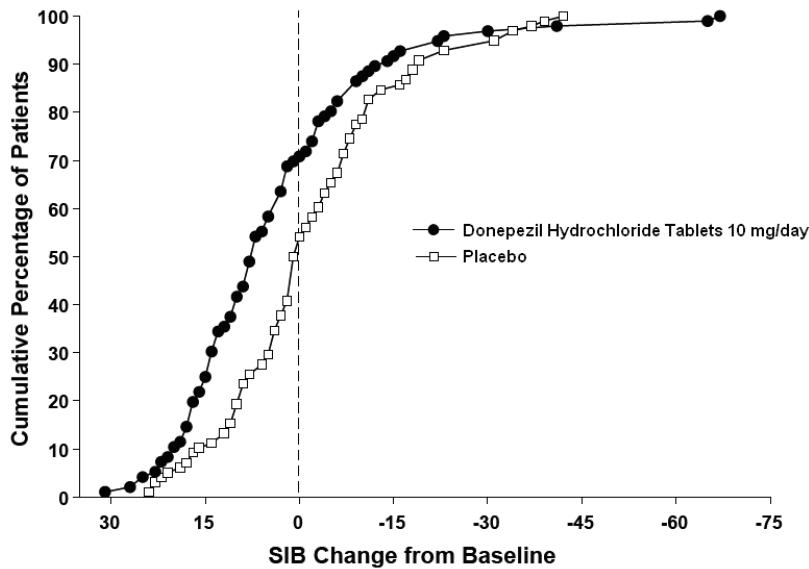
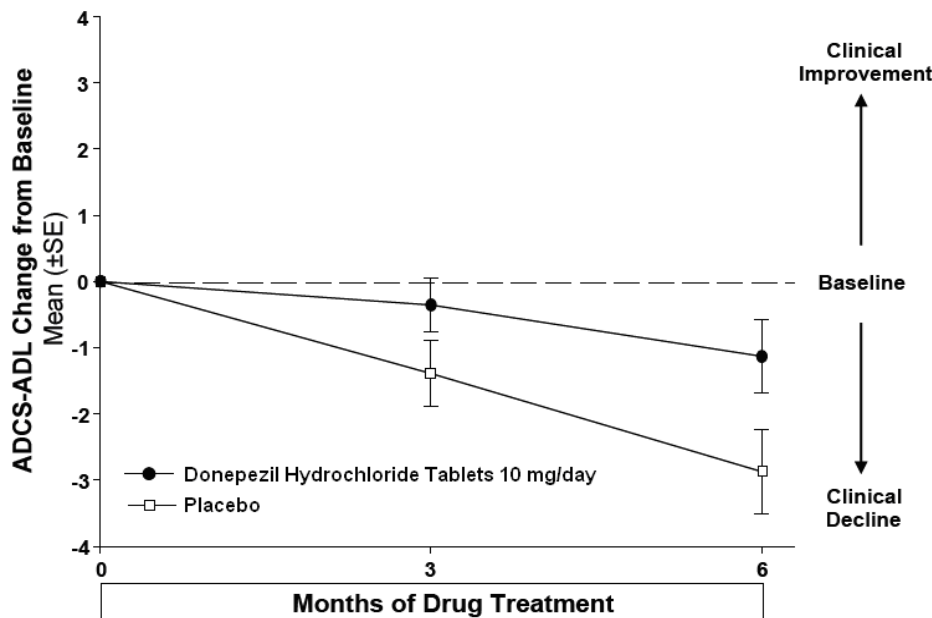


Figure 9. Time Course of the Change from Baseline in ADCS-ADL-Severe Score for Patients Completing 6 Months of Treatment.

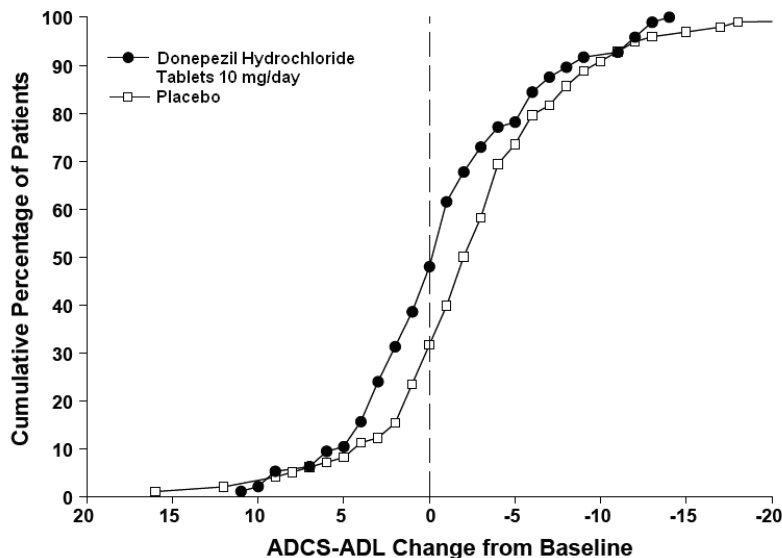


### Effects on the ADCS-ADL-severe

Figure 9 illustrates the time course for the change from baseline in ADCS-ADL-severe scores for patients in the two treatment groups over the 6 months of the study. After 6 months of treatment, the mean difference in the ADCS-ADL-severe change scores for donepezil hydrochloride tablets treated patients compared to patients on placebo was 1.8 points. Donepezil hydrochloride tablets treatment was statistically significantly superior to placebo.

Figure 10 shows the cumulative percentages of patients from each treatment group with specified changes from baseline ADCS-ADL-severe scores. While both patients assigned to donepezil hydrochloride tablets and placebo have a wide range of responses, the curves demonstrate that the donepezil hydrochloride tablets group is more likely to show a smaller decline or an improvement.

Figure 10. Cumulative Percentage of Patients Completing 6 Months of Double-blind Treatment with Particular Changes from Baseline in ADCS-ADL-Severe Scores.



### Japanese 24-Week Study (10 mg/day)

In a study of 24 weeks duration conducted in Japan, 325 patients with severe Alzheimer's disease were randomized to doses of 5 mg/day or 10 mg/day of donepezil, administered once daily, or placebo. Patients randomized to treatment with donepezil were to achieve their assigned doses by titration, beginning at 3 mg/day, and extending over a maximum of 6 weeks. Two hundred and forty eight (248) patients completed the study, with similar proportions of patients completing the study in each treatment group. The primary efficacy measures for this study were the SIB and CIBIC-plus.

At 24 weeks of treatment, statistically significant treatment differences were observed between the 10 mg/day dose of donepezil and placebo on both the SIB and CIBIC-plus. The 5 mg/day dose of donepezil showed a statistically significant superiority to placebo on the SIB, but not on the CIBIC-plus.

## 16 HOW SUPPLIED/STORAGE AND HANDLING

### 16.1 Donepezil Hydrochloride Tablets

Donepezil hydrochloride tablets, USP 5 mg are white to off white, circular, biconvex, film coated tablets debossed with '5' on one side and plain on other side.

Bottles of 30	NDC 13668-102-30
Bottles of 90	NDC 13668-102-90
Bottles of 500	NDC 13668-102-05
Bottles of 1000	NDC 13668-102-10
Bottles of 4000	NDC 13668-102-40

Donepezil hydrochloride tablets, USP 10 mg are peach colored, circular, biconvex, film coated tablets debossed with '10' on one side and plain on other side.

Bottles of 30	NDC 13668-103-30
Bottles of 90	NDC 13668-103-90
Bottles of 500	NDC 13668-103-05
Bottles of 1000	NDC 13668-103-10
Bottles of 2650	NDC 13668-103-26

**Storage:** Store at 20° to 25°C (68° to 77°F); excursions permitted to 15° to 30°C (59° to 86°F). [see USP Controlled Room Temperature].

## 17 PATIENT COUNSELING INFORMATION

Advise the patient to read the FDA-approved patient labeling (Patient Information).

Instruct patients and caregivers to take donepezil hydrochloride tablets only once per day, as prescribed.

Instruct patients and caregivers that donepezil hydrochloride tablets can be taken with or without food.

Advise patients and caregivers that donepezil hydrochloride tablets may cause nausea, diarrhea, insomnia, vomiting, muscle cramps, fatigue, and decreased appetite.

Advise patients to notify their healthcare provider if they are pregnant or plan to become pregnant.



**Manufactured by:**

TORRENT PHARMACEUTICALS LTD., INDIA.

**Manufactured for:**

TORRENT PHARMA INC., Basking Ridge, NJ 07920.

8088524

Revised July 2022