

“To be sold by retail on the prescription of a Cardiologist/ Internal Medicine Specialties only”

TORPLAT

WARNING: (A) BLEEDING RISK, and (B) ASPIRIN DOSE AND TICAGRELOR EFFECTIVENESS.

(A) BLEEDING RISK

- Ticagrelor, like other ant platelet agents, can cause significant, sometimes fatal bleeding.
- Do not use Ticagrelor in patients with active pathological bleeding or a history of intracranial hemorrhage.
- Do not start Ticagrelor in patients undergoing urgent coronary artery bypass graft surgery (CABG).
- If possible, manage bleeding without discontinuing drug. Stopping it increases the risk of subsequent cardiovascular events.

(B) ASPIRIN DOSE AND TICAGRELOR EFFECTIVENESS

- Maintenance doses of aspirin above 100 mg reduce the effectiveness of Ticagrelor and should be avoided.

1 Generic Name

Ticagrelor Tablets

2. Qualitative and quantitative composition

Torplat 60

Each film coated tablet contains:

Ticagrelor I.P.....60 mg

Colours: Titanium Dioxide I.P., Ferric Oxide Yellow USP-NF, Ferric Oxide Red USP-NF

The excipients used are Mannitol, Dicalcium Phosphate Dihydrate, Crosscarmellose Sodium, Hydroxy Propyl Cellulose, Magnesium Stearate, Hypromellose, Titanium Dioxide, Polyethylene Glycol, Talc, Ferric Oxide Yellow, and Ferric Oxide Red.

Torplat 90

Each film coated tablet contains:

Ticagrelor I.P.....90 mg

Colours: Titanium Dioxide I.P., Ferric Oxide Yellow USP-NF, Ferric Oxide Red USP-NF

The excipients used are Mannitol, Dicalcium Phosphate Dihydrate, Crosscarmellose Sodium, Hydroxy Propyl Cellulose, Magnesium Stearate, Hypromellose, Titanium Dioxide, Polyethylene Glycol, Talc, Ferric Oxide Yellow, and Ferric Oxide Red.

3. Dosage form and strength

Dosage form: Film Coated

Strength: Ticagrelor 60 mg and 90 mg

4. Clinical particulars

4.1 Therapeutic indication

Torplat 60

Indicated for the prevention of thrombotic events (cardiovascular death, myocardial infarction and stroke) in patients with a history of myocardial infarction (MI occurred at least one year ago) and a high risk of developing a thrombotic event.

Torplat 90

It is indicated for the prevention of thrombotic events (cardiovascular death, myocardial infarction and stroke) in patients with Acute coronary syndromes (ACS) unstable angina, non ST elevation Myocardial infarction (STEMI) including patients managed medically, and those who are managed with percutaneous coronary intervention (PCI) or coronary artery by-pass grafting (CABG).

4.2 Posology and method of administration

Posology

Dosage: As directed by the Physician.

Patients taking Torplat should also take a daily low maintenance dose of ASA 75-150 mg, unless specifically contraindicated.

Acute coronary syndromes

Torplat treatment should be initiated with a single 180 mg loading dose (two tablets of 90 mg) and then continued at 90 mg twice daily.

Treatment with Torplat 90 mg twice daily is recommended for 12 months in ACS patients unless discontinuation is clinically indicated.

History of myocardial infarction

Torplat 60 mg twice daily is the recommended dose when an extended treatment is required for patients with a history of MI of at least one year and a high risk of an atherothrombotic event.

Treatment may be started without interruption as continuation therapy after the initial one-year treatment with Torplat 90 mg or other adenosine diphosphate (ADP) receptor inhibitor therapy in ACS patients with a high risk of an atherothrombotic event. Treatment can also be initiated up to 2 years from the MI, or within one year after stopping previous ADP receptor inhibitor treatment. There are limited data on the efficacy and safety of ticagrelor beyond 3 years of extended treatment.

If a switch is needed, the first dose of Torplat 90 should be administered 24 hours following the last dose of the other antiplatelet medication.

Missed dose

Lapses in therapy should also be avoided. A patient who misses a dose of Torplat should take only one tablet (their next dose) at its scheduled time.

Special populations

Elderly

No dose adjustment is required in elderly.

Renal impairment

No dose adjustment is necessary for patients with renal impairment.

Hepatic impairment

Ticagrelor has not been studied in patients with severe hepatic impairment and its use in these patients is therefore contraindicated (see section 4.3). Only limited information is available in patients with moderate hepatic impairment. Dose adjustment is not recommended, but ticagrelor should be used with caution (see sections 4.4). No dose adjustment is necessary for patients with mild hepatic impairment.

Paediatric population

The safety and efficacy of ticagrelor in children below the age of 18 years have not been established. No data are available.

Method of administration

For oral use.

Torplat can be administered with or without food.

For patients who are unable to swallow the tablet(s) whole, the tablets can be crushed to a fine powder and mixed in half a glass of water and drunk immediately. The glass should be rinsed with a further half glass of water and the contents drunk. The mixture can also be administered via a nasogastric tube (CH8 or greater). It is important to flush the nasogastric tube through with water after administration of the mixture.

4.3 Contraindications

- Hypersensitivity to the active substance or to any of the excipients listed.
- Active pathological bleeding.
- History of intracranial haemorrhage (see section 4.8).
- Severe hepatic impairment (see sections 4.2, 4.4).
- Co-administration of ticagrelor with strong CYP3A4 inhibitors (e.g. ketoconazole, clarithromycin, nefazodone, ritonavir and atazanavir), as co-administration may lead to a substantial increase in exposure to ticagrelor (see section 4.5).

4.4 Special warnings and precautions for use

WARNING: (A) BLEEDING RISK, and (B) ASPIRIN DOSE AND TICAGRELOR EFFECTIVENESS.

(A) BLEEDING RISK

- Ticagrelor, like other ant platelet agents, can cause significant, sometimes fatal bleeding.
- Do not use Ticagrelor in patients with active pathological bleeding or a history of intracranial hemorrhage.
- Do not start Ticagrelor in patients undergoing urgent coronary artery bypass graft surgery (CABG).
- If possible, manage bleeding without discontinuing drug. Stopping it increases the risk of subsequent cardiovascular events.

(B) ASPIRIN DOSE AND TICAGRELOR EFFECTIVENESS

- Maintenance doses of aspirin above 100 mg reduce the effectiveness of Ticagrelor and should be avoided.

Bleeding risk

The use of ticagrelor in patients at known increased risk for bleeding should be balanced against the benefit in terms of prevention of atherothrombotic events (see sections 4.8). If clinically indicated, ticagrelor should be used with caution in the following patient groups:

- Patients with a propensity to bleed (e.g. due to recent trauma, recent surgery, coagulation disorders, active or recent gastrointestinal bleeding). The use of ticagrelor is contraindicated in patients with active pathological bleeding, in those with a history of intracranial haemorrhage, and in patients with severe hepatic impairment (see section 4.3).
- Patients with concomitant administration of medicinal products that may increase the risk of bleeding (e.g. non-steroidal anti-inflammatory drugs (NSAIDs), oral anticoagulants and/or fibrinolytics) within 24 hours of ticagrelor dosing.

Platelet transfusion did not reverse the antiplatelet effect of ticagrelor in healthy volunteers and is unlikely to be of clinical benefit in patients with bleeding. Since co-administration of ticagrelor with desmopressin did not decrease template-bleeding time, desmopressin is unlikely to be effective in managing clinical bleeding events (see section 4.5).

Antifibrinolytic therapy (aminocaproic acid or tranexamic acid) and/or recombinant factor VIIa therapy may increase haemostasis. Ticagrelor may be resumed after the cause of bleeding has been identified and controlled.

Surgery

Patients should be advised to inform physicians and dentists that they are taking ticagrelor before any surgery is scheduled and before any new medicinal product is taken.

In reported PLATO study, patients undergoing coronary artery bypass grafting (CABG), ticagrelor had more bleeding than clopidogrel when stopped within 1 day prior to surgery but a similar rate of major bleeds compared to clopidogrel after stopping therapy 2 or more days

before surgery (see section 4.8). If a patient is to undergo elective surgery and antiplatelet effect is not desired, ticagrelor should be discontinued 5 days prior to surgery.

Patients with prior ischaemic stroke

ACS patients with prior ischaemic stroke can be treated with ticagrelor for up to 12 months (PLATO study).

In reported PEGASUS study, patients with history of MI with prior ischaemic stroke were not included. Therefore, in the absence of data, treatment beyond one year is not recommended in these patients.

Hepatic impairment

Use of ticagrelor is contraindicated in patients with severe hepatic impairment (see sections 4.2 and 4.3). There is limited experience with ticagrelor in patients with moderate hepatic impairment, therefore, caution is advised in these patients (see sections 4.2)

Patients at risk for bradycardic events

Holter ECG monitoring has shown an increased frequency of mostly asymptomatic ventricular pauses during treatment with ticagrelor compared with clopidogrel. Patients with an increased risk of bradycardic events (e.g. patients without a pacemaker who have sick sinus syndrome, 2nd or 3rd degree AV block or bradycardic-related syncope) have been excluded from the main reported studies evaluating the safety and efficacy of ticagrelor. Therefore, due to the limited clinical experience, ticagrelor should be used with caution in these patients.

In addition, caution should be exercised when administering ticagrelor concomitantly with medicinal products known to induce bradycardia. However, no evidence of clinically significant adverse reactions was observed in the PLATO trial after concomitant administration with one or more medicinal products known to induce bradycardia (e.g. 96% beta blockers, 33% calcium channel blockers diltiazem and verapamil and 4% digoxin) (see section 4.5).

During the reported Holter sub study in PLATO, more patients had ventricular pauses ≥ 3 seconds with ticagrelor than with clopidogrel during the acute phase of their ACS. The increase in Holter-detected ventricular pauses with ticagrelor was higher in patients with chronic heart failure (CHF) than in the overall study population during the acute phase of ACS, but not at one month with ticagrelor or compared to clopidogrel. There were no adverse clinical consequences associated with this imbalance (including syncope or pacemaker insertion) in this patient population.

Dyspnoea

In conducted study Dyspnoea was reported in patients treated with ticagrelor. Dyspnoea is usually mild to moderate in intensity and often resolves without need for treatment discontinuation. Patients with asthma/chronic obstructive pulmonary disease (COPD) may have an increased absolute risk of experiencing dyspnoea with ticagrelor. Ticagrelor should be used with caution in patients with history of asthma and/or COPD. The mechanism has not been elucidated. If a patient reports new, prolonged or worsened dyspnoea this should be investigated fully and if not tolerated, treatment with ticagrelor should be stopped. For further details see section 4.8.

Creatinine elevations

Creatinine levels may increase during treatment with ticagrelor. The mechanism has not been elucidated. Renal function should be checked according to routine medical practice. In patients with ACS, it is recommended that renal function is also checked one month after initiating the

treatment with ticagrelor, paying special attention to patients ≥ 75 years, patients with moderate/severe renal impairment and those receiving concomitant treatment with an angiotensin receptor blocker (ARB).

Uric acid increase

Hyperuricaemia may occur during treatment with ticagrelor (see section 4.8). Caution is advised in patients with history of hyperuricaemia or gouty arthritis. As a precautionary measure, the use of ticagrelor in patients with uric acid nephropathy is discouraged.

Thrombotic Thrombocytopenic Purpura (TTP)

Thrombotic Thrombocytopenic Purpura (TTP) has been reported very rarely with the use of ticagrelor. It is characterised by thrombocytopenia and microangiopathic haemolytic anaemia associated with either neurological findings, renal dysfunction or fever. TTP is a potentially fatal condition requiring prompt treatment including plasmapheresis.

Other

Based on a relationship observed in PLATO between maintenance ASA dose and relative efficacy of ticagrelor compared to clopidogrel, co-administration of ticagrelor and high maintenance dose ASA (>300 mg) is not recommended.

Premature discontinuation

Premature discontinuation with any antiplatelet therapy, including Torplat, could result in an increased risk of cardiovascular (CV) death, MI or stroke due to the patient's underlying disease. Therefore, premature discontinuation of treatment should be avoided.

4.5 Drugs interactions

Ticagrelor is primarily a CYP3A4 substrate and a mild inhibitor of CYP3A4. Ticagrelor is also a P-glycoprotein (P-gp) substrate and a weak P-gp inhibitor and may increase the exposure of P-gp substrates.

Effects of medicinal and other products on ticagrelor

CYP3A4 inhibitors

- Strong CYP3A4 inhibitors – Co-administration of ketoconazole with ticagrelor increased the ticagrelor C_{max} and AUC equal to 2.4-fold and 7.3-fold, respectively. The C_{max} and AUC of the active metabolite were reduced by 89% and 56%, respectively. Other strong inhibitors of CYP3A4 (clarithromycin, nefazodone, ritonavir, and atazanavir) would be expected to have similar effects and therefore concomitant use of strong CYP3A4 inhibitors with ticagrelor is contraindicated (see section 4.3).
- Moderate CYP3A4 inhibitors – Co-administration of diltiazem with ticagrelor increased the ticagrelor C_{max} by 69% and AUC to 2.7-fold and decreased the active metabolite C_{max} by 38% and AUC was unchanged. There was no effect of ticagrelor on diltiazem plasma levels. Other moderate CYP3A4 inhibitors (e.g. amprenavir, aprepitant, erythromycin and fluconazole) would be expected to have a similar effect and can as well be co-administered with ticagrelor.
- A 2-fold increase of ticagrelor exposure was observed after daily consumption of large quantities of grapefruit juice (3x 200 ml). This magnitude of increased exposure is not expected to be clinically relevant to most patients.

CYP3A inducers

Co-administration of rifampicin with ticagrelor decreased ticagrelor C_{max} and AUC by 73% and 86%, respectively. The C_{max} of the active metabolite was unchanged and the AUC was

decreased by 46%, respectively. Other CYP3A inducers (e.g. phenytoin, carbamazepine and phenobarbital) would be expected to decrease the exposure to ticagrelor as well. Co-administration of ticagrelor with potent CYP3A inducers may decrease exposure and efficacy of ticagrelor, therefore, their concomitant use with ticagrelor is discouraged.

Cyclosporine (P-gp and CYP3A inhibitor)

Co-administration of cyclosporine (600 mg) with ticagrelor increased ticagrelor C_{max} and AUC equal to 2.3-fold and 2.8-fold, respectively. The AUC of the active metabolite was increased by 32% and C_{max} was decreased by 15% in the presence of cyclosporine.

No data are available on concomitant use of ticagrelor with other active substances that also are potent P-gp inhibitors and moderate CYP3A4 inhibitors (e.g. verapamil, quinidine) that also may increase ticagrelor exposure. If the association cannot be avoided, their concomitant use should be made with caution.

Others

Clinical pharmacology interaction studies showed that co-administration of ticagrelor with heparin, enoxaparin and ASA or desmopressin did not have any effect on the pharmacokinetics of ticagrelor or the active metabolite or on ADP-induced platelet aggregation compared with ticagrelor alone. If clinically indicated, medicinal products that alter haemostasis should be used with caution in combination with ticagrelor.

A delayed and decreased exposure to oral P2Y₁₂ inhibitors, including ticagrelor and its active metabolite, has been observed in patients with ACS treated with morphine (35% reduction in ticagrelor exposure). This interaction may be related to reduced gastrointestinal motility and apply to other opioids. The clinical relevance is unknown, but data indicate the potential for reduced ticagrelor efficacy in patients' co-administered ticagrelor and morphine. In patients with ACS, in whom morphine cannot be withheld and fast P2Y₁₂ inhibition is deemed crucial, the use of a parenteral P2Y₁₂ inhibitor may be considered.

Effects of ticagrelor on other medicinal products

Medicinal products metabolised by CYP3A4

- *Simvastatin* – Co-administration of ticagrelor with simvastatin increased simvastatin C_{max} by 81% and AUC by 56% and increased simvastatin acid C_{max} by 64% and AUC by 52% with some individual increases equal to 2- to 3-fold. Co-administration of ticagrelor with doses of simvastatin exceeding 40 mg daily could cause adverse reactions of simvastatin and should be weighed against potential benefits. There was no effect of simvastatin on ticagrelor plasma levels. Ticagrelor may have similar effect on lovastatin. The concomitant use of ticagrelor with doses of simvastatin or lovastatin greater than 40 mg is not recommended.
- *Atorvastatin* - Co-administration of atorvastatin and ticagrelor increased atorvastatin acid C_{max} by 23% and AUC by 36%. Similar increases in AUC and C_{max} were observed for all atorvastatin acid metabolites. These increases are not considered clinically significant.
- A similar effect on other statins metabolised by CYP3A4 cannot be excluded. Patients in PLATO receiving ticagrelor took a variety of statins, with no concern of an association with statin safety among the 93% of the PLATO cohort taking these medicinal products.

Ticagrelor is a mild CYP3A4 inhibitor. Co-administration of ticagrelor and CYP3A4 substrates with narrow therapeutic indices (i.e. cisapride or ergot alkaloids) is not recommended, as ticagrelor may increase the exposure to these medicinal products.

P-gp substrates (including digoxin, cyclosporine)

Concomitant administration of ticagrelor increased the digoxin C_{max} by 75% and AUC by 28%. The mean trough digoxin levels were increased about 30% with ticagrelor co-administration with some individual maximum increases to 2 fold. In the presence of digoxin, the C_{max} and AUC of ticagrelor and its active metabolite were not affected. Therefore, appropriate clinical and/or laboratory monitoring is recommended when giving narrow therapeutic index P-gp dependent medicinal products like digoxin concomitantly with ticagrelor.

There was no effect of ticagrelor on cyclosporine blood levels. Effect of ticagrelor on other P-gp substrates has not been studied.

Medicinal products metabolised by CYP2C9

Co-administration of ticagrelor with tolbutamide resulted in no change in the plasma levels of either medicinal product, which suggests that ticagrelor is not a CYP2C9 inhibitor and unlikely to alter the CYP2C9 mediated metabolism of medicinal products like warfarin and tolbutamide.

Oral contraceptives

Co-administration of ticagrelor and levonorgestrel and ethinyl estradiol increased ethinyl estradiol exposure approximately 20% but did not alter the pharmacokinetics of levonorgestrel. No clinically relevant effect on oral contraceptive efficacy is expected when levonorgestrel and ethinyl estradiol are co-administered with ticagrelor.

Medicinal products known to induce bradycardia

Due to observations of mostly asymptomatic ventricular pauses and bradycardia, caution should be exercised when administering ticagrelor concomitantly with medicinal products known to induce bradycardia (see section 4.4). However, no evidence of clinically significant adverse reactions was observed in the PLATO trial after concomitant administration with one or more medicinal products known to induce bradycardia (e.g. 96% beta blockers, 33% calcium channel blockers diltiazem and verapamil and 4% digoxin).

Other concomitant therapy

In clinical studies, ticagrelor was commonly administered with ASA, proton pump inhibitors, statins, beta-blockers, angiotensin converting enzyme (ACE) inhibitors and angiotensin receptor blockers as needed for concomitant conditions for long-term and also heparin, low molecular weight heparin and intravenous GpIIb/IIIa inhibitors for short durations. No evidence of clinically significant adverse interactions with these medicinal products was observed.

Co-administration of ticagrelor with heparin, enoxaparin or desmopressin had no effect on activated partial thromboplastin time (aPTT), activated coagulation time (ACT) or factor Xa assays. However, due to potential pharmacodynamic interactions, caution should be exercised with the concomitant administration of ticagrelor with medicinal products known to alter haemostasis.

Due to reports of cutaneous bleeding abnormalities with SSRIs (e.g. paroxetine, sertraline and citalopram), caution is advised when administering SSRIs with ticagrelor as this may increase the risk of bleeding.

4.6 Use in special populations

Women of childbearing potential

Women of childbearing potential should use appropriate contraceptive measures to avoid pregnancy during ticagrelor therapy.

Pregnancy

There are no or limited amount of data from the use of ticagrelor in pregnant women. Studies in animals have shown reproductive toxicity.. Ticagrelor is not recommended during pregnancy.

Breast-feeding

Available pharmacodynamic/toxicological data in animals have shown excretion of ticagrelor and its active metabolites in milk. A risk to newborns/infants cannot be excluded. A decision must be made whether to discontinue breast-feeding or to discontinue/abstain from ticagrelor therapy taking into account the benefit of breast-feeding for the child and the benefit of therapy for the woman.

Fertility

Ticagrelor had no effect on male or female fertility in animals

4.7 Effects on ability to drive and use machines

Ticagrelor has no or negligible influence on the ability to drive and use machines. During treatment with ticagrelor, dizziness and confusion have been reported. Therefore, patients who experience these symptoms should be cautious while driving or using machines.

4.8 Undesirable effects

Summary of the safety profile

The safety profile of ticagrelor has been evaluated in two large reported phase 3 outcome trials (PLATO and PEGASUS) including more than 39,000 patients.

In PLATO, patients on ticagrelor had a higher incidence of discontinuation due to adverse events than clopidogrel (7.4% vs. 5.4%). In PEGASUS, patients on ticagrelor had a higher incidence of discontinuation due to adverse events compared to ASA therapy alone (16.1% for ticagrelor 60 mg with ASA vs. 8.5% for ASA therapy alone). The most commonly reported adverse reactions in patients treated with ticagrelor were bleeding and dyspnoea (see section 4.4).

Tabulated list of adverse reactions

The following adverse reactions have been identified following studies or have been reported in post-marketing experience with ticagrelor (Table 1).

Adverse reactions are listed by MedDRA System Organ Class (SOC). Within each SOC the adverse reactions are ranked by frequency category. Frequency categories are defined according to the following conventions: Very common ($\geq 1/10$), common ($\geq 1/100$ to $< 1/10$), uncommon ($\geq 1/1,000$ to $< 1/100$), rare ($\geq 1/10,000$ to $< 1/1,000$), very rare ($< 1/10,000$), not known (cannot be estimated from the available data).

Table 1 Adverse reactions by frequency and system organ class (SOC)

SOC	Very common	Common	Uncommon	Not known
<i>Neoplasms benign, malignant and unspecified (including cysts and polyps)</i>			Tumour bleedings ^a	
<i>Blood and lymphatic system disorders</i>	Blood disorder bleedings ^b			Thrombotic Thrombocytopenic Purpura ^c
<i>Immune system disorders</i>			Hypersensitivity including angioedema ^c	
<i>Metabolism and nutrition disorders</i>	Hyperuricaemia ^d	Gout/Gouty Arthritis		
<i>Psychiatric disorders</i>			Confusion	
<i>Nervous system disorders</i>		Dizziness, Syncope, Headache	Intracranial haemorrhage	
<i>Eye disorders</i>			Eye haemorrhage ^e	
<i>Ear and labyrinth disorders</i>		Vertigo	Ear haemorrhage	
<i>Vascular disorders</i>		Hypotension		
<i>Respiratory, thoracic and mediastinal disorders</i>	Dyspnoea	Respiratory system bleedings ^f		
<i>Gastrointestinal disorders</i>		Gastrointestinal haemorrhage ^g , Diarrhoea, Nausea, Dyspepsia, Constipation	Retroperitoneal haemorrhage	
<i>Skin and subcutaneous tissue disorders</i>		Subcutaneous or dermal bleeding ^h , Rash, Pruritus		

SOC	Very common	Common	Uncommon	Not known
<i>Musculoskeletal connective tissue and bone</i>			Muscular bleedings ⁱ	
<i>Renal and urinary disorders</i>		Urinary tract bleeding ^j		
<i>Reproductive system and breast disorders</i>			Reproductive system bleedings ^k	
<i>Investigations</i>		Blood creatinine increased ^d		
<i>Injury, poisoning and procedural complications</i>		Post procedural haemorrhage, Traumatic bleedings ^l		

^a e.g. bleeding from bladder cancer, gastric cancer, colon cancer

^b e.g. increased tendency to bruise, spontaneous haematoma, haemorrhagic diathesis

^c Identified in post-marketing experience

^d Frequencies derived from lab observations (Uric acid increases to >upper limit of normal from baseline below or within reference range. Creatinine increases of >50% from baseline.) and not crude adverse event report frequency.

^e e.g. conjunctival, retinal, intraocular bleeding

^f e.g. epistaxis, haemoptysis

^g e.g. gingival bleeding, rectal haemorrhage, gastric ulcer haemorrhage

^h e.g. ecchymosis, skin haemorrhage, petechiae

ⁱ e.g. haemarthrosis, muscle haemorrhage

^j e.g. haematuria, cystitis haemorrhagic

^k e.g. vaginal haemorrhage, haemospermia, postmenopausal haemorrhage

^l e.g. contusion, traumatic haematoma, traumatic haemorrhage

Description of selected adverse reactions

Bleeding

Bleeding findings in PLATO

Overall outcome of bleeding rates in the PLATO study are shown in Table 2.

Table 2 – Analysis of overall bleeding events, Kaplan-Meier estimates at 12 months (PLATO)

	Ticagrelor 90 mg twice daily N=9235	Clopidogrel N=9186	<i>p</i>-value*
PLATO Total Major	11.6	11.2	0.4336

PLATO Major Fatal/Life-Threatening	5.8	5.8	0.6988
Non-CABG PLATO Major	4.5	3.8	0.0264
Non-Procedural PLATO Major	3.1	2.3	0.0058
PLATO Total Major + Minor	16.1	14.6	0.0084
Non-Procedural PLATO Major + Minor	5.9	4.3	<0.0001
TIMI-defined Major	7.9	7.7	0.5669
TIMI-defined Major + Minor	11.4	10.9	0.3272

Bleeding category definitions:

Major Fatal/Life-threatening Bleed: Clinically apparent with >50 g/L decrease in haemoglobin or ≥ 4 red cell units transfused; or fatal; or intracranial; or intrapericardial with cardiac tamponade; or with hypovolaemic shock or severe hypotension requiring pressor or surgery.

Major Other: Clinically apparent with 30-50 g/L decrease in haemoglobin or 2-3 red cell units transfused; or significantly disabling.

Minor Bleed: Requires medical intervention to stop or treat bleeding.

TIMI Major Bleed: Clinically apparent with >50 g/L decrease in haemoglobin or intracranial haemorrhage.

TIMI Minor Bleed: Clinically apparent with 30-50 g/L decrease in haemoglobin.

**p*-value calculated from Cox proportional hazards model with treatment group as the only explanatory variable.

Ticagrelor and clopidogrel did not differ in rates of PLATO Major Fatal/Life-threatening bleeding, PLATO total Major bleeding, TIMI Major bleeding, or TIMI Minor bleeding (Table 2). However, more PLATO combined Major + Minor bleeding occurred with ticagrelor compared with clopidogrel. Few patients in PLATO had fatal bleeds: 20 (0.2%) for ticagrelor and 23 (0.3%) for clopidogrel (see section 4.4).

Age, sex, weight, race, geographic region, concurrent conditions, concomitant therapy and medical history, including a previous stroke or transient ischaemic attack, all did not predict either overall or non-procedural PLATO Major bleeding. Thus, no particular group was identified at risk for any subset of bleeding.

CABG-related bleeding: In PLATO, 42% of the 1584 patients (12% of cohort) who underwent coronary artery bypass graft (CABG) surgery had a PLATO Major Fatal/Life-threatening bleeding with no difference between treatment groups. Fatal CABG bleeding occurred in 6 patients in each treatment group (see section 4.4).

Non-CABG related bleeding and non-procedural related bleeding: Ticagrelor and clopidogrel did not differ in non-CABG PLATO-defined Major Fatal/Life-threatening bleeding, but PLATO-defined Total Major, TIMI Major, and TIMI Major + Minor bleeding were more common with ticagrelor. Similarly, when removing all procedure related bleeds, more bleeding occurred with ticagrelor than with clopidogrel (Table 2). Discontinuation of treatment due to non-procedural bleeding was more common for ticagrelor (2.9%) than for clopidogrel (1.2%; $p < 0.001$).

Intracranial bleeding: There were more intracranial non-procedural bleeds with ticagrelor (n=27 bleeds in 26 patients, 0.3%) than with clopidogrel (n=14 bleeds, 0.2%), of which 11 bleeds with ticagrelor and 1 with clopidogrel were fatal. There was no difference in overall fatal bleeds.

Bleeding findings in PEGASUS

Overall outcome of bleeding events in the PEGASUS study are shown in Table 3.

Table 3 – Analysis of overall bleeding events, Kaplan-Meier estimates at 36 months (PEGASUS)

	Ticagrelor 60 mg twice daily + ASA N=6958		ASA alone N=6996	
Safety Endpoints	KM%	Hazard Ratio (95% CI)	KM%	p-value
TIMI-defined bleeding categories				
TIMI Major	2.3	2.32 (1.68, 3.21)	1.1	<0.0001
Fatal	0.3	1.00 (0.44, 2.27)	0.3	1.0000
ICH	0.6	1.33 (0.77, 2.31)	0.5	0.3130
Other TIMI Major	1.6	3.61 (2.31, 5.65)	0.5	<0.0001
TIMI Major or Minor	3.4	2.54 (1.93, 3.35)	1.4	<0.0001
TIMI Major or Minor or Requiring medical attention	16.6	2.64 (2.35, 2.97)	7.0	<0.0001
PLATO-defined bleeding categories				
PLATO Major	3.5	2.57 (1.95, 3.37)	1.4	<0.0001
Fatal/Life-threatening	2.4	2.38 (1.73, 3.26)	1.1	<0.0001
Other PLATO Major	1.1	3.37 (1.95, 5.83)	0.3	<0.0001
PLATO Major or Minor	15.2	2.71 (2.40, 3.08)	6.2	<0.0001

Bleeding category definitions:

TIMI Major: Fatal bleeding, OR any intracranial bleeding, OR clinically overt signs of haemorrhage associated with a drop in haemoglobin (Hgb) of ≥ 50 g/L, or when Hgb is not available, a fall in haematocrit (Hct) of 15%.

Fatal: A bleeding event that directly led to death within 7 days.

ICH: Intracranial haemorrhage.

Other TIMI Major: Non-fatal non-ICH TIMI major bleeding.

TIMI Minor: Clinically apparent with 30-50 g/L decrease in haemoglobin.

TIMI Requiring medical attention: Requiring intervention, OR leading to hospitalisation, OR prompting evaluation.

PLATO Major Fatal/life-threatening: Fatal bleeding, OR any intracranial bleeding, OR intrapericardial with cardiac tamponade, OR with hypovolaemic shock or severe hypotension requiring pressor/inotropes or surgery OR clinically apparent with >50 g/L decrease in haemoglobin or ≥ 4 red cell units transfused.

PLATO Major Other: Significantly disabling, OR clinically apparent with 30-50 g/L decrease in haemoglobin, OR 2-3 red cell units transfused.

PLATO Minor: Requires medical intervention to stop or treat bleeding.

In PEGASUS, TIMI Major bleeding for ticagrelor 60 mg twice daily was higher than for ASA alone. No increased bleeding risk was seen for fatal bleeding and only a minor increase was observed in intracranial haemorrhages, as compared to ASA therapy alone. There were few fatal bleeding events in the study, 11 (0.3%) for ticagrelor 60 mg and 12 (0.3%) for ASA therapy alone. The observed increased risk of TIMI Major bleeding with ticagrelor 60 mg was primarily due to a higher frequency of Other TIMI Major bleedings driven by events in the gastrointestinal SOC.

Increased bleeding patterns similar to TIMI Major were seen for TIMI Major or Minor and PLATO Major and PLATO Major or Minor bleeding categories (see Table 3). Discontinuation of treatment due to bleeding was more common with ticagrelor 60 mg compared to ASA therapy alone (6.2% and 1.5%, respectively). The majority of these bleedings were of less severity (classified as TIMI Requiring medical attention), e.g. epistaxis, bruising and haematomas.

The bleeding profile of ticagrelor 60 mg was consistent across multiple pre-defined subgroups (e.g. by age, gender, weight, race, geographic region, concurrent conditions, concomitant therapy and medical history) for TIMI Major, TIMI Major or Minor and PLATO Major bleeding events.

Intracranial bleeding: Spontaneous ICHs were reported in similar rates for ticagrelor 60 mg and ASA therapy alone (n=13, 0.2% in both treatment groups). Traumatic and procedural ICHs showed a minor increase with ticagrelor 60 mg treatment, (n=15, 0.2%) compared with ASA therapy alone (n=10, 0.1%). There were 6 fatal ICHs with ticagrelor 60 mg and 5 fatal ICHs with ASA therapy alone. The incidence of intracranial bleeding was low in both treatment groups given the significant comorbidity and CV risk factors of the population under study.

Dyspnoea

Dyspnoea, a sensation of breathlessness, is reported by patients treated with ticagrelor. In PLATO, dyspnoea adverse events (AEs) (dyspnoea, dyspnoea at rest, dyspnoea exertional,

dyspnoea paroxysmal nocturnal and nocturnal dyspnoea), when combined, was reported by 13.8% of patients treated with ticagrelor and by 7.8% of patients treated with clopidogrel. In 2.2% of patients taking ticagrelor and by 0.6% taking clopidogrel investigators considered the dyspnoea causally related to treatment in the PLATO study and few were serious (0.14% ticagrelor; 0.02% clopidogrel), (see section 4.4). Most reported symptoms of dyspnoea were mild to moderate in intensity, and most were reported as a single episode early after starting treatment.

Compared with clopidogrel, patients with asthma/COPD treated with ticagrelor may have an increased risk of experiencing non-serious dyspnoea (3.29% ticagrelor versus 0.53% clopidogrel) and serious dyspnoea (0.38% ticagrelor versus 0.00% clopidogrel). In absolute terms, this risk was higher than in the overall PLATO population. Ticagrelor should be used with caution in patients with history of asthma and/or COPD (see section 4.4).

About 30% of episodes resolved within 7 days. PLATO included patients with baseline congestive heart failure, COPD or asthma; these patients, and the elderly, were more likely to report dyspnoea. For ticagrelor, 0.9% of patients discontinued study active substance because of dyspnoea compared with 0.1% taking clopidogrel. The higher incidence of dyspnoea with ticagrelor is not associated with new or worsening heart or lung disease (see section 4.4). Ticagrelor does not affect tests of pulmonary function.

In PEGASUS, dyspnoea was reported in 14.2% of patients taking ticagrelor 60 mg twice daily and in 5.5% of patients taking ASA alone. As in PLATO, most reported dyspnoea was mild to moderate in intensity (see section 4.4). Patients who reported dyspnoea tended to be older and more frequently had dyspnoea, COPD or asthma at baseline.

Investigations

Uric acid elevations: In PLATO, serum uric acid increased to more than upper limit of normal in 22% of patients receiving ticagrelor compared to 13% of patients receiving clopidogrel. The corresponding numbers in PEGASUS were 9.1%, 8.8% and 5.5% for ticagrelor 90 mg, 60 mg and placebo, respectively. Mean serum uric acid increased approximately 15% with ticagrelor compared to approximately 7.5% with clopidogrel and after treatment was stopped, decreased to approximately 7% on ticagrelor but with no decrease observed for clopidogrel. In PEGASUS, a reversible increase in mean serum uric acid levels of 6.3% and 5.6% was found for ticagrelor 90 mg and 60 mg, respectively, compared to a 1.5% decrease in the placebo group. In PLATO, the frequency of gouty arthritis was 0.2% for ticagrelor vs. 0.1% for clopidogrel. The corresponding numbers for gout/gouty arthritis in PEGASUS were 1.6%, 1.5% and 1.1% for ticagrelor 90 mg, 60 mg and placebo, respectively.

4.9 Overdose

Ticagrelor is well tolerated in single doses up to 900 mg. Gastrointestinal toxicity was dose-limiting in a single ascending dose study. Other clinically meaningful adverse reactions which may occur with overdose include dyspnoea and ventricular pauses (see section 4.8).

In the event of an overdose, the above potential adverse reactions could occur and ECG monitoring should be considered.

There is currently no known antidote to reverse the effects of ticagrelor, and ticagrelor is not dialysable). Treatment of overdose should follow local standard medical practice. The expected effect of excessive ticagrelor dosing is prolonged duration of bleeding risk associated with platelet inhibition. Platelet transfusion is unlikely to be of clinical benefit in patients with bleeding (see section 4.4). If bleeding occurs other appropriate supportive measures should be taken.

5 Pharmacological properties

5.1 Mechanism of Action

Torplat contains ticagrelor, a member of the chemical class cyclopentyltriazolopyrimidines (CPTP), which is an oral, direct acting, selective and reversibly binding P2Y₁₂ receptor antagonist that prevents ADP- mediated P2Y₁₂ dependent platelet activation and aggregation. Ticagrelor does not prevent ADP binding but when bound to the P2Y₁₂ receptor prevents ADP-induced signal transduction. Since platelets participate in the initiation and/or evolution of thrombotic complications of atherosclerotic disease, inhibition of platelet function has been shown to reduce the risk of CV events such as death, MI or stroke.

Ticagrelor also increases local endogenous adenosine levels by inhibiting the equilibrative nucleoside transporter-1 (ENT-1).

Ticagrelor has been documented to augment the following adenosine-induced effects in healthy subjects and in patients with ACS: vasodilation (measured by coronary blood flow increases in healthy volunteers and ACS patients; headache), inhibition of platelet function (in human whole blood *in vitro*) and dyspnoea. However, a link between the observed increases in adenosine and clinical outcomes (e.g. morbidity-mortality) has not been clearly elucidated.

5.2 Pharmacodynamic properties

Onset of action

In reported study patients with stable coronary artery disease (CAD) on ASA, ticagrelor demonstrates a rapid onset of pharmacological effect as demonstrated by a mean inhibition of platelet aggregation (IPA) for ticagrelor at 0.5 hours after 180 mg loading dose of about 41%, with the maximum IPA effect of 89% by 2-4 hours post dose, and maintained between 2-8 hours. 90% of patients had final extent IPA >70% by 2 hours post dose.

Offset of action

If a CABG procedure is planned, ticagrelor bleeding risk is increased compared to clopidogrel when discontinued within less than 96 hours prior to procedure.

Switching data

Switching from clopidogrel 75 mg to ticagrelor 90 mg twice daily results in an absolute IPA increase of 26.4% and switching from ticagrelor to clopidogrel results in an absolute IPA decrease of 24.5%. Patients can be switched from clopidogrel to ticagrelor without any interruption of antiplatelet effect (see section 4.2).

Clinical efficacy and safety

The clinical evidence for the efficacy and safety of ticagrelor is derived from two phase 3 trials:

- The PLATO [PLATelet Inhibition and Patient Outcomes] study, a comparison of ticagrelor to clopidogrel, both given in combination with ASA and other standard therapy.
- The PEGASUS TIMI-54 [Prevention with Ticagrelor of Secondary Thrombotic Events in High-Risk Acute Coronary Syndrome Patients] study, a comparison of ticagrelor combined with ASA to ASA therapy alone.

PLATO study (Acute Coronary Syndromes)

The reported PLATO study included 18,624 patients who presented within 24 hours of onset of symptoms of unstable angina (UA), non ST elevation myocardial infarction (NSTEMI) or ST elevation myocardial infarction (STEMI), and were initially managed medically, or with percutaneous coronary intervention (PCI), or with CABG.

Clinical efficacy

On a background of daily ASA, ticagrelor 90 mg twice daily showed superiority to 75 mg daily clopidogrel in preventing the composite endpoint of CV death, MI or stroke, with the difference driven by CV death and MI. Patients received a 300 mg loading dose of clopidogrel (600 mg possible if having PCI) or 180 mg of ticagrelor.

In reported study the result appeared early (absolute risk reduction [ARR] 0.6% and relative risk reduction [RRR] of 12% at 30 days), with a constant treatment effect over the entire 12-month period, yielding ARR 1.9% per year with RRR of 16%. This suggests it is appropriate to treat patients with ticagrelor 90 mg twice daily for 12 months (see section 4.2). Treating 54 ACS patients with ticagrelor instead of clopidogrel will prevent 1 atherothrombotic event; treating 91 will prevent 1 CV death (see Figure 1 and Table 4).

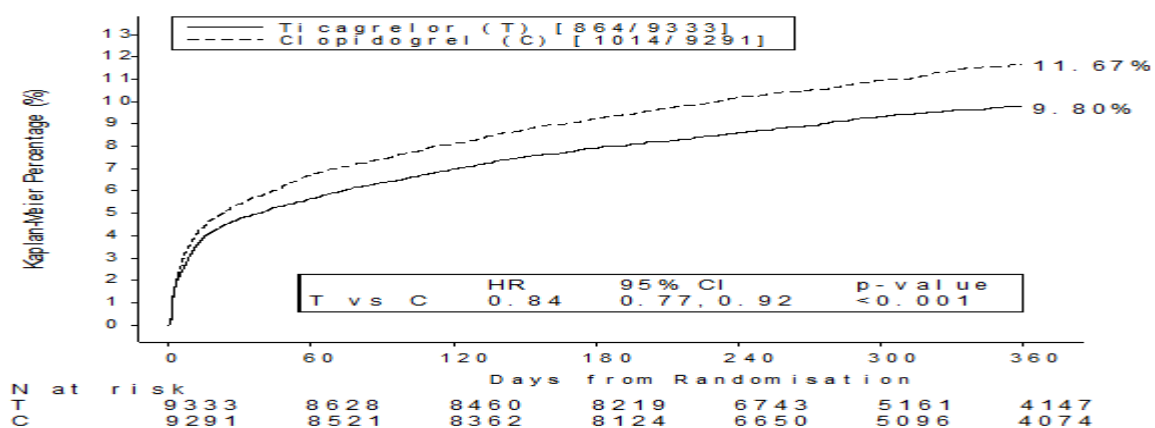
The treatment effect of ticagrelor over clopidogrel appears consistent across many subgroups, including weight; sex; medical history of diabetes mellitus, transient ischaemic attack or non-haemorrhagic stroke, or revascularisation; concomitant therapies including heparins, GpIIb/IIIa inhibitors and proton pump inhibitors (see section 4.5); final index event diagnosis (STEMI, NSTEMI or UA); and treatment pathway intended at randomisation (invasive or medical).

A weakly significant treatment interaction was observed with region whereby the hazard ratio (HR) for the primary endpoint favours ticagrelor in the rest of world but favours clopidogrel in North America, which represented approximately 10% of the overall population studied (interaction p-value=0.045).

Exploratory analyses suggest a possible association with ASA dose such that reduced efficacy was observed with ticagrelor with increasing ASA doses. Chronic daily ASA doses to accompany ticagrelor should be 75-150 mg (see sections 4.2 and 4.4).

Figure 1 shows the estimate of the risk to the first occurrence of any event in the composite efficacy endpoint.

Figure 1 – Analysis of primary clinical composite endpoint of CV death, MI and stroke (PLATO)



Ticagrelor reduced the occurrence of the primary composite endpoint compared to clopidogrel in both the UA/NSTEMI and STEMI population (Table 4). Thus, Ticagrelor mg twice daily together with low-dose ASA can be used in patients with ACS (unstable angina, non-ST elevation Myocardial Infarction [NSTEMI] or ST elevation Myocardial Infarction [STEMI]); including patients managed medically, and those who are managed with percutaneous coronary intervention (PCI) or coronary artery by-pass grafting (CABG).

Table 4 - Analysis of primary and secondary efficacy endpoints (PLATO)

	Ticagrelor 90 mg twice daily (% patients with event) N=9333	Clopidogrel 75 mg once daily (% patients with event) N=9291	ARR^a (%/yr)	RRR^a (%) (95% CI)	p-value
CV death, MI (excl. silent MI) or stroke	9.3	10.9	1.9	16 (8, 23)	0.0003
Invasive intent	8.5	10.0	1.7	16 (6, 25)	0.0025
Medical intent	11.3	13.2	2.3	15 (0.3, 27)	0.0444 ^d
CV death	3.8	4.8	1.1	21 (9, 31)	0.0013
MI (excl. silent MI) ^b	5.4	6.4	1.1	16 (5, 25)	0.0045
Stroke	1.3	1.1	-0.2	-17 (-52, 9)	0.2249
All-cause mortality, MI (excl. silent MI) or stroke	9.7	11.5	2.1	16 (8, 23)	0.0001
CV death, total MI, stroke, SRI, RI, TIA or other ATE ^c	13.8	15.7	2.1	12 (5, 19)	0.0006
All-cause mortality	4.3	5.4	1.4	22 (11, 31)	0.0003 ^d
Definite stent thrombosis	1.2	1.7	0.6	32 (8, 49)	0.0123 ^d

^a ARR = absolute risk reduction; RRR = relative risk reduction = (1-Hazard ratio) x 100%. A negative RRR indicates a relative risk increase.

^b Excluding silent MI.

^c SRI = serious recurrent ischaemia; RI = recurrent ischaemia; TIA = transient ischaemic attack; ATE = arterial thrombotic event. Total MI includes silent MI, with date of event set to date when discovered.

^d Nominal significance value; all others are formally statistically significant by pre-defined hierarchical testing.

PLATO genetic sub study

CYP2C19 and ABCB1 genotyping of 10,285 patients in PLATO provided associations of genotype groups with PLATO outcomes. The superiority of ticagrelor over clopidogrel in reducing major CV events was not significantly affected by patient CYP2C19 or ABCB1 genotype. Similar to the overall PLATO study, total PLATO Major bleeding did not differ between ticagrelor and clopidogrel, regardless of CYP2C19 or ABCB1 genotype. Non-CABG PLATO Major bleeding was increased with ticagrelor compared clopidogrel in patients with one or more CYP2C19 loss of function alleles, but similar to clopidogrel in patients with no loss of function allele.

Combined efficacy and safety composite

A combined efficacy and safety composite (CV death, MI, stroke or PLATO-defined 'Total Major' bleeding) indicates that the benefit in efficacy of ticagrelor compared to clopidogrel is not offset by the major bleeding events (ARR 1.4%, RRR 8%, HR 0.92; p=0.0257) over 12 months after ACS.

Clinical safety

Holter Substudy

To study the occurrence of ventricular pauses and other arrhythmic episodes during PLATO, investigators performed Holter monitoring in a subset of nearly 3000 patients, of whom approximately 2000 had recordings both in the acute phase of their ACS and after one month. The primary variable of interest was the occurrence of ventricular pauses ≥ 3 seconds. More patients had ventricular pauses with ticagrelor (6.0%) than with clopidogrel (3.5%) in the acute phase; and 2.2% and 1.6%, respectively, after 1 month (see section 4.4). The increase in ventricular pauses in the acute phase of ACS was more pronounced in ticagrelor patients with history of CHF (9.2% versus 5.4% in patients without CHF history; for clopidogrel patients, 4.0% in those with versus 3.6% in those without CHF history) This imbalance did not occur at one month: 2.0% versus 2.1% for ticagrelor patients with and without CHF history, respectively; and 3.8% versus 1.4% with clopidogrel. There were no adverse clinical consequences associated with this imbalance (including pacemaker insertions) in this population of patients.

PEGASUS study (History of Myocardial Infarction)

The PEGASUS TIMI-54 study was a 21,162 patient, event-driven, randomised, double-blind, placebo-controlled, parallel group, international multicentre study to assess the prevention of atherothrombotic events with ticagrelor given at 2 doses (either 90 mg twice daily or 60 mg twice daily) combined with low dose ASA (75-150 mg), compared to ASA therapy alone in patients with history of MI and additional risk factors for atherothrombosis.

Patients were eligible to participate if they were aged 50 years or over, with a history of MI (1 to 3 years prior to randomisation) and had at least one of the following risk factors for atherothrombosis: age ≥ 65 years, diabetes mellitus requiring medication, a second prior MI, evidence of multivessel CAD or chronic non-end-stage renal dysfunction.

Patients were ineligible if there was planned use of a P2Y₁₂ receptor antagonist, dipyridamole, cilostazol, or anticoagulant therapy during the study period; if they had a bleeding disorder or a history of an ischaemic stroke or intracranial bleeding, a central nervous system tumour or an intracranial vascular abnormality; if they had had gastrointestinal bleeding within the previous 6 months or major surgery within the previous 30 days.

Clinical efficacy

Figure 2 - Analysis of primary clinical composite endpoint of CV death, MI and stroke (PEGASUS)

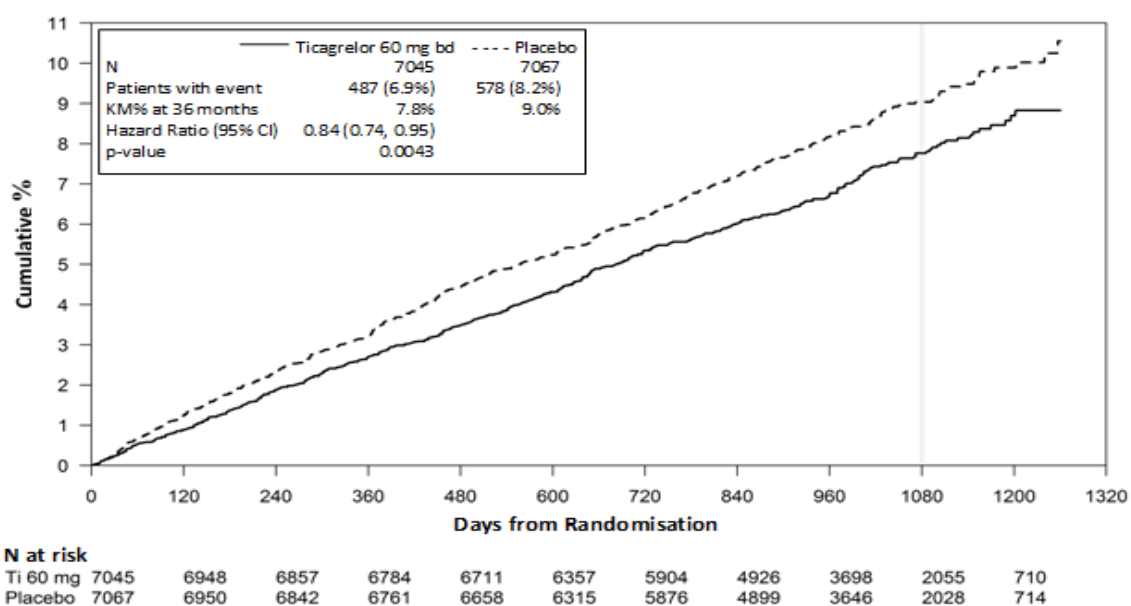


Table 5 - Analysis of primary and secondary efficacy endpoints (PEGASUS)

	Ticagrelor 60 mg twice daily +ASA N = 7045			ASA alone N = 7067		p-value
Characteristic	Patients with events	KM %	HR (95% CI)	Patients with events	KM %	
Primary endpoint						
Composite of CV Death/MI/Stroke	487 (6.9%)	7.8%	0.84 (0.74, 0.95)	578 (8.2%)	9.0%	0.0043 (s)
CV death	174 (2.5%)	2.9%	0.83 (0.68, 1.01)	210 (3.0%)	3.4%	0.0676
MI	285 (4.0%)	4.5%	0.84 (0.72, 0.98)	338 (4.8%)	5.2%	0.0314
Stroke	91 (1.3%)	1.5%	0.75 (0.57, 0.98)	122 (1.7%)	1.9%	0.0337
Secondary endpoint						
CV death	174 (2.5%)	2.9%	0.83 (0.68, 1.01)	210 (3.0%)	3.4%	-
All-cause mortality	289 (4.1%)	4.7%	0.89 (0.76, 1.04)	326 (4.6%)	5.2%	-

Hazard ratio and *p*-values are calculated separately for ticagrelor vs. ASA therapy alone from Cox proportional hazards model with treatment group as the only explanatory variable.

KM percentage calculated at 36 months.

Note: the number of first events for the components CV death, MI and stroke are the actual number of first events for each component and do not add up to the number of events in the composite endpoint

(s) Indicates statistical significance.

CI = Confidence interval; CV = Cardiovascular; HR = Hazard ratio; KM = Kaplan-Meier; MI = Myocardial infarction; N = Number of patients.

Both 60 mg twice daily and 90 mg twice daily regimens of ticagrelor in combination with ASA were superior to ASA alone in the prevention of atherothrombotic events (composite endpoint: CV death, MI and stroke), with a consistent treatment effect over the entire study period, yielding a 16% RRR and 1.27% ARR for ticagrelor 60 mg and a 15% RRR and 1.19% ARR for ticagrelor 90 mg.

Although the efficacy profiles of 90 mg and 60 mg were similar, there is evidence that the lower dose has a better tolerability and safety profile in relation to risk of the bleeding and dyspnoea. Therefore, only Ticagrelor 60 mg twice daily co-administered with ASA is recommended for the prevention atherothrombotic events (CV death, MI and stroke) in patients with a history of MI and a high risk of developing an atherothrombotic event.

Relative to ASA alone, ticagrelor 60 mg twice daily significantly reduced the primary composite endpoint of CV death, MI and stroke. Each of the components contributed to the reduction in the primary composite endpoint (CV death 17% RRR MI 16% RRR, and stroke 25% RRR).

The RRR for the composite endpoint from 1 to 360 days (17% RRR) and from 361 days and onwards (16% RRR) was similar. There are limited data on the efficacy and safety of ticagrelor beyond 3 years of extended treatment.

There was no evidence of benefit (no reduction in the primary composite endpoint of CV death, MI and stroke, but an increase in major bleeding) when ticagrelor 60 mg twice daily was introduced in clinically stable patients >2 years from the MI, or more than one year after stopping previous ADP receptor inhibitor treatment (see also section 4.2).

Clinical safety

The rate of discontinuations with ticagrelor 60 mg due to bleeding and dyspnoea was higher in patients >75 years (42%) than in younger patients (range: 23-31%), with a difference versus placebo higher than 10% (42% vs. 29%) in patients >75 years.

Paediatric population

The European Medicines Agency has waived the obligation to submit the results of studies with Ticagrelor in all subsets of the paediatric population in acute coronary syndromes (ACS) and history of myocardial infarction (MI) (see section 4.2 for information on paediatric use).

5.3 Pharmacokinetic properties

Ticagrelor demonstrates linear pharmacokinetics and exposure to ticagrelor and the active metabolite (AR-C124910XX) are approximately dose proportional up to 1260 mg.

Absorption

Absorption of ticagrelor is rapid with a median t_{max} of approximately 1.5 hours. The formation of the major circulating metabolite AR-C124910XX (also active) from ticagrelor is rapid with a median t_{max} of approximately 2.5 hours. Following an oral ticagrelor 90 mg single dose under fasted conditions in healthy subjects, C_{max} is 529 ng/ml and AUC is 3451 ng*h/ml. The metabolite parent ratios are 0.28 for C_{max} and 0.42 for AUC. In reported study the pharmacokinetics of ticagrelor and AR-C124910XX in patients with a history of MI were generally similar to that in the ACS population. Based on a population pharmacokinetic analysis of the PEGASUS study the median ticagrelor C_{max} was 391 ng/ml and AUC was 3801 ng*h/ml at steady state for ticagrelor 60 mg. For ticagrelor 90 mg C_{max} was 627 ng/ml and AUC was 6255 ng*h/ml at steady state.

In reported study the mean absolute bioavailability of ticagrelor was estimated to be 36%. Ingestion of a high-fat meal resulted in a 21% increase in ticagrelor AUC and 22% decrease in the active metabolite C_{max} but had no effect on ticagrelor C_{max} or the AUC of the active metabolite. These small changes are considered of minimal clinical significance; therefore, ticagrelor can be given with or without food. Ticagrelor as well as the active metabolite are P-gp substrates.

Ticagrelor as crushed tablets mixed in water, given orally or administered through a nasogastric tube into the stomach, has a comparable bioavailability to whole tablets with regards to AUC and C_{max} for ticagrelor and the active metabolite. Initial exposure (0.5 and 1 hour post-dose) from crushed ticagrelor tablets mixed in water was higher compared to whole tablets, with a generally identical concentration profile thereafter (2 to 48 hours).

Distribution

The steady state volume of distribution of ticagrelor is 87.5 l. Ticagrelor and the active metabolite is extensively bound to human plasma protein (>99.0%).

Biotransformation

CYP3A4 is the major enzyme responsible for ticagrelor metabolism and the formation of the active metabolite and their interactions with other CYP3A substrates ranges from activation through to inhibition.

The major metabolite of ticagrelor is AR-C124910XX, which is also active as assessed by *in vitro* binding to the platelet P2Y₁₂ADP-receptor. The systemic exposure to the active metabolite is approximately 30-40% of that obtained for ticagrelor.

Elimination

The primary route of ticagrelor elimination is via hepatic metabolism. When radiolabelled ticagrelor is administered, the mean recovery of radioactivity is approximately 84% (57.8% in faeces, 26.5% in urine). Recoveries of ticagrelor and the active metabolite in urine were both less than 1% of the dose. The primary route of elimination for the active metabolite is most likely via biliary secretion. The mean $t_{1/2}$ was approximately 7 hours for ticagrelor and 8.5 hours for the active metabolite.

Special populations

Elderly

Higher exposures to ticagrelor (approximately 25% for both C_{max} and AUC) and the active metabolite were observed in elderly (≥ 75 years) ACS patients compared to younger patients by

the population pharmacokinetic analysis. These differences are not considered clinically significant (see section 4.2).

Paediatric population

Ticagrelor has not been evaluated in a paediatric population.

Gender

Higher exposures to ticagrelor and the active metabolite were observed in women compared to men. These differences are not considered clinically significant.

Renal impairment

Exposure to ticagrelor was approximately 20% lower and exposure to the active metabolite was approximately 17% higher in patients with severe renal impairment (creatinine clearance <30 ml/min) compared to subjects with normal renal function.

In patients with end stage renal disease on haemodialysis AUC and C_{max} of ticagrelor 90 mg administered on a day without dialysis were 38% and 51% higher compared to subjects with normal renal function. A similar increase in exposure was observed when ticagrelor was administered immediately prior to dialysis (49% and 61%, respectively) showing that ticagrelor is not dialysable. Exposure of the active metabolite increased to a lesser extent (AUC 13-14% and C_{max} 17-36%). The inhibition of platelet aggregation (IPA) effect of ticagrelor was independent of dialysis in patients with end stage renal disease and similar to subjects with normal renal function (see section 4.2).

Hepatic impairment

C_{max} and AUC for ticagrelor were 12% and 23% higher in patients with mild hepatic impairment compared to matched healthy subjects, respectively, however, the IPA effect of ticagrelor was similar between the two groups. No dose adjustment is needed for patients with mild hepatic impairment. Ticagrelor has not been studied in patients with severe hepatic impairment and there is no pharmacokinetic information in patients with moderate hepatic impairment. In patients that had moderate or severe elevation in one or more liver function tests at baseline, ticagrelor plasma concentrations were on average similar or slightly higher as compared to those without baseline elevations. No dose adjustment is recommended in patients with moderate hepatic impairment (see sections 4.2 and 4.4).

Ethnicity

Patients of Asian descent have a 39% higher mean bioavailability compared to Caucasian patients. Patients self-identified as black had an 18% lower bioavailability of ticagrelor compared to Caucasian patients, in clinical pharmacology studies, the exposure (C_{max} and AUC) to ticagrelor in Japanese subjects was approximately 40% (20% after adjusting for body weight) higher compared to that in Caucasians. The exposure in patients self-identified as Hispanic or Latino was similar to that in Caucasians.

6. Nonclinical properties

6.1 Animal Toxicology or Pharmacology

In reported Preclinical data for ticagrelor and its major metabolite have not demonstrated unacceptable risk for adverse effects for humans based on conventional studies of safety pharmacology, single and repeated dose toxicity and genotoxic potential.

Gastrointestinal irritation was observed in several animal species at clinical relevant exposure levels (see section 4.8).

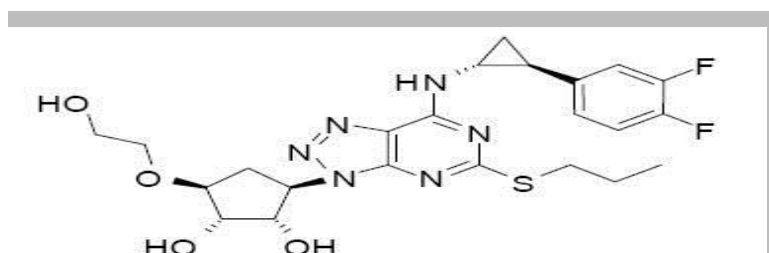
In female rats, ticagrelor at high dose showed an increased incidence of uterine tumours (adenocarcinomas) and an increased incidence of hepatic adenomas. The mechanism for uterine tumours is likely hormonal imbalance which can lead to tumours in rats. The mechanism for the hepatic adenomas is likely due to a rodent-specific enzyme induction in the liver. Thus, the carcinogenicity findings are considered unlikely to be relevant for humans.

In rats, minor developmental anomalies were seen at a maternal toxic dose (safety margin of 5.1). In rabbits, a slight delay in hepatic maturity and skeletal development was seen in foetuses from dams at high dose without showing maternal toxicity (safety margin of 4.5).

Reported Studies in rats and rabbits have shown reproductive toxicity, with slightly reduced maternal body weight gain and reduced neonatal viability and birth weight, with delayed growth. Ticagrelor produced irregular cycles (mostly extended cycles) in female rats, but did not affect overall fertility in male and female rats. Pharmacokinetic studies performed with radiolabelled ticagrelor have shown that the parent compound and its metabolites are excreted in the milk of rats (see section 4.6).

7 Description

Ticagrelor, a cyclopentyltriazolopyrimidine, inhibitor of platelet activation and aggregation mediated by the P2Y₁₂ ADP-receptor. Chemically it is (1S,2S,3R,5S)-3-[7-[(1R,2S)-2-(3,4-difluorophenyl)cyclopropyl]amino]-5-(propylthio)-3H-[1,2,3]-triazolo[4,5-d]pyrimidin-3-yl]-5-(2-hydroxyethoxy) cyclopentane-1,2-diol. The empirical formula of ticagrelor is C₂₃H₂₈F₂N₆O₄S and its molecular weight is 522.57 g/mol. The chemical structure of ticagrelor is:



Ticagrelor is an off-white to pale pink powder which is soluble in methanol.

Ticagrelor tablets 60mg are beige yellow, round, biconvex, film coated tablets, plain on both sides. The excipients used are Mannitol, Dicalcium Phosphate Dihydrate, Croscarmellose Sodium, Hydroxy Propyl Cellulose, Magnesium Stearate, Hypromellose, Titanium Dioxide, Polyethylene Glycol, Talc, Ferric Oxide Yellow, and Ferric Oxide Red.

Ticagrelor tablets 90 mg are beige yellow, round, biconvex, film coated tablets, plain on both sides. The excipients used are Mannitol, Dicalcium Phosphate Dihydrate, Croscarmellose Sodium, Hydroxy Propyl Cellulose, Magnesium Stearate, Hypromellose, Titanium Dioxide, Polyethylene Glycol, Talc, Ferric Oxide Yellow, and Ferric Oxide Red.

8. Pharmaceutical particulars

8.1 Incompatibilities

Not applicable

8.2 Shelf-life

Do not use later than date of expiry.

8.3 Packaging information

Torplat 60 and Torplat 90 are packed in blister strips of 14 tablets.

8.4 Storage and handing instructions

Do not store above 30°C. Keep out of reach of children.

9. Patient Counselling Information

Package leaflet: Information for the user

Ticagrelor 60 and Ticagrelor 90 film-coated tablets

Read all of this leaflet carefully before you start taking this medicine because it contains important information for you.

- Keep this leaflet. You may need to read it again.
- If you have any further questions, ask your doctor or your pharmacist.
- This medicine has been prescribed for you only. Do not pass it on to others. It may harm them, even if their signs of illness are the same as yours.
- If you get any side effects, talk to your doctor or pharmacist. This includes any possible side effects not listed in this leaflet.

What is in this leaflet?

- 9.1 What Torplat is and what it is used for
- 9.2 What you need to know before you take Torplat
- 9.3 How to take Torplat
- 9.4 Possible side effects
- 9.5 How to store Torplat
- 9.6 Contents of the pack and other information

9.1 What Torplat is and what it is used for?

Torplat contains an active substance called ticagrelor. This belongs to a group of medicines called antiplatelet medicines.

How Torplat works

Torplat affects cells called ‘platelets’ (also called thrombocytes). These very small blood cells help stop bleeding by clumping together to plug tiny holes in blood vessels that are cut or damaged. However, platelets can also form clots inside diseased blood vessels in the heart and brain. This can be very dangerous because:

- The clot can cut off the blood supply completely; this can cause a heart attack (myocardial infarction) or stroke, or
- The clot can partly block the blood vessels to the heart; this reduces the blood flow to the heart and can cause chest pain which comes and goes (called ‘unstable angina’).

Torplat helps stop the clumping of platelets. This reduces the chance of a blood clot forming that can reduce blood flow.

What Torplat is used for?

Torplat 60

Indicated for the prevention of thrombotic events (cardiovascular death, myocardial infarction and stroke) in patients with a history of myocardial infarction (MI occurred at least one year ago) and a high risk of developing a thrombotic event.

Torplat 90

It is indicated for the prevention of thrombotic events (cardiovascular death, myocardial infarction and stroke) in patients with Acute coronary syndromes (ACS) unstable angina, non ST elevation Myocardial infarction (STEMI) including patients managed medically, and those who are managed with percutaneous coronary intervention (PCI) or coronary artery by-pass grafting (CABG).

9.2 What you need to know before you take Torplat

Do not take Torplat if:

- You are allergic to ticagrelor or any of the other ingredients of this medicine.
- You are bleeding now.
- You have had a stroke caused by bleeding in the brain.
- You have severe liver disease.
- You are taking any of the following medicines:
 - ketoconazole (used to treat fungal infections)
 - clarithromycin (used to treat bacterial infections)
 - nefazodone (an antidepressant)
 - ritonavir and atazanavir (used to treat HIV infection and AIDS)

Do not take Torplat if any of the above applies to you. If you are not sure, talk to your doctor or Pharmacist before taking this medicine.

Warnings and precautions

Talk to your doctor or pharmacist before taking Torplat if:

- You have an increased risk of bleeding because of:
 - a recent serious injury
 - recent surgery (including dental work, ask your dentist about this)
 - you have a condition that affects blood clotting
 - recent bleeding from your stomach or gut (such as a stomach ulcer or colon ‘polyps’)
- You are due to have surgery (including dental work) at any time while taking Torplat. This is because of the increased risk of bleeding. Your doctor may want you to stop taking this medicine 5 days prior to surgery.
- Your heart rate is abnormally low (usually lower than 60 beats per minute) and you do not already have in place a device that paces your heart (pacemaker).
- You have asthma or other lung problems or breathing difficulties.
- You have had any problems with your liver or have previously had any disease which may have affected your liver.
- You have had a blood test that showed more than the usual amount of uric acid If any of the above apply to you (or you are not sure), talk to your doctor or pharmacist before taking this medicine.

Children and adolescents

Torplat is not recommended for children and adolescents under 18 years.

Other medicines and Torplat

Please tell your doctor or pharmacist if you are taking, have recently taken or might take any other medicines. This is because Torplat can affect the way some medicines work and some medicines can have an effect on Torplat.

Tell your doctor or pharmacist if you are taking any of the following medicines:

- more than 40 mg daily of either simvastatin or lovastatin (medicines used to treat high cholesterol)
- rifampicin (an antibiotic)
- phenytoin, carbamazepine and phenobarbital (used to control seizures)
- digoxin (used to treat heart failure)
- cyclosporine (used to lessen your body's defences)
- quinidine and diltiazem (used to treat abnormal heart rhythms)
- beta blockers and verapamil (used to treat high blood pressure)
- morphine and other opioids (used to treat severe pain)

In particular, tell your doctor or pharmacist if you are taking any of the following medicines that increase your risk of bleeding:

- 'Oral anticoagulants' often referred to as blood thinners' which include warfarin.
- Non-Steroidal Anti-Inflammatory Drugs (abbreviated as NSAIDs) often taken as painkillers
- Such as ibuprofen and naproxen.
- Patient Information Leaflet
- Selective Serotonin Reuptake Inhibitors (abbreviated as SSRIs) taken as antidepressants such as paroxetine, sertraline and citalopram
- Other medicines such as ketoconazole (used to treat fungal infections), clarithromycin (used to treat bacterial infections), nefazodone (an antidepressant), ritonavir and atazanavir (used to treat HIV infection and AIDS), cisapride (used to treat heartburn), ergot alkaloids (used to treat migraines and headaches).

Also tell your doctor that because you are taking Torplat, you may have an increased risk of bleeding if your doctor gives you fibrinolytics, often called 'clot dissolvers', such as streptokinase or alteplase.

Pregnancy and breast-feeding

It is not recommended to use Torplat if you are pregnant or may become pregnant. Women should use appropriate contraceptive measures to avoid pregnancy while taking this medicine.

Talk to your doctor before taking this medicine if you are breast-feeding. Your doctor will discuss with you the benefits and risks of taking Torplat during this time.

If you are pregnant or breast-feeding, think you may be pregnant or are planning to have a baby, ask your doctor or pharmacist for advice before taking this medicine.

Driving and using machines

Torplat is not likely to affect your ability to drive or use machines. If you feel dizzy or confused while taking this medicine, be careful while driving or using machines.

9.3 How to take Torplat

Always take this medicine exactly as your doctor has told you. Check with your doctor or pharmacist if you are not sure.

How much to take

- The starting dose is two tablets at the same time (loading dose of 180 mg). This dose will usually be given to you in the hospital.
- After this starting dose, the usual dose is one tablet of 90 mg twice a day for up to 12 months unless your doctor tells you differently.
- Take this medicine around the same time every day (for example, one tablet in the morning and one in the evening).

Taking Torplat with other medicines for blood clotting

Your doctor will usually also tell you to take acetylsalicylic acid. This is a substance present in many medicines used to prevent blood clotting. Your doctor will tell you how much to take (usually between 75-150 mg daily).

How to take Torplat

- You can take the tablet with or without food.
- You can check when you last took a tablet of Torplat by looking on the blister. There is a sun (for the morning) and a moon (for the evening). This will tell you whether you have taken the dose.

If you have trouble swallowing the tablet

If you have trouble swallowing the tablet you can crush it and mix with water as follows:

- Crush the tablet to a fine powder.
- Pour the powder into half a glass of water.
- Stir and drink immediately.
- To make sure there is no medicine left, rinse the empty glass with another half a glass of water and drink it.

If you are in the hospital you may be given this tablet mixed with some water and given through a tube via the nose (nasogastric tube).

If you take more Torplat than you should

If you take more Torplat than you should, talk to a doctor or go to hospital straight away. Take the medicine pack with you. You may be at increased risk of bleeding.

If you forget to take Torplat

- If you forget to take a dose, just take your next dose as normal.
- Do not take a double dose (two doses at the same time) to make up for the forgotten dose.

If you stop taking Torplat

Do not stop taking Torplat without talking to your doctor. Take this medicine on a regular basis and for as long as your doctor keeps prescribing it. If you stop taking Torplat, it may increase your chances of having another heart attack or stroke or dying from a disease related to your heart or blood vessels.

If you have any further questions on the use of this medicine, ask your doctor or pharmacist.

4. Possible side effects

Like all medicines, this medicine can cause side effects, although not everybody gets them. The following side effects may happen with this medicine:

Torplat affects blood clotting, so most side effects are related to bleeding. Bleeding may occur in any part of the body. Some bleeding is common (like bruising and nosebleeds). Severe bleeding is uncommon but can be life threatening.

See a doctor straight away if you notice any of the following – you may need urgent medical treatment:

- **Bleeding into the brain or inside the skull is an uncommon side effect, and may cause signs of a stroke such as:**
 - sudden numbness or weakness of your arm, leg or face, especially if only on one side of the body
 - sudden confusion, difficulty speaking or understanding others
 - sudden difficulty in walking or loss of balance or co-ordination
 - suddenly feeling dizzy or sudden severe headache with no known cause
- **Signs of bleeding such as:**
 - bleeding that is severe or that you cannot control
 - unexpected bleeding or bleeding that lasts a long time pink, red or brown urine
 - vomiting red blood or your vomit looks like ‘coffee grounds’
 - red or black stools (look like tar)
 - coughing up or vomiting blood clots
- **Fainting (syncope)**
 - a temporary loss of consciousness due to sudden drop in blood flow to the brain (common)
- **Signs of a blood clotting problem called Thrombotic Thrombocytopenic Purpura (TTP) such as:**
- Fever and purplish spots (called purpura) on the skin or in the mouth, with or without yellowing of the skin or eyes (jaundice), unexplained extreme tiredness or confusion.

Discuss with your doctor if you notice any of the following:

- **Feeling short of breath - this is very common.** It might be due to your heart disease or another Cause, or it might be a side effect of Ticagrelor -related breathlessness is generally mild and characterised as a sudden, unexpected hunger for air usually occurring at rest and may appear in the first weeks of therapy and for many may disappear. If you’re feeling of shortness of breath gets worse or lasts a long time, tell your doctor. Your doctor will decide if it needs treatment or further investigations.

Other possible side effects

Very common (may affect more than 1 in 10 people)

- High level of uric acid in your blood (as seen in tests)
- Bleeding caused by blood disorders

Common (may affect up to 1 in 10 people)

- Bruising
- Headache
- Feeling dizzy or like the room is spinning

- Diarrhoea or indigestion
- Feeling sick (nausea)
- Constipation
- Rash
- Itching
- Severe pain and swelling in your joints – these are signs of gout
- Feeling dizzy or light-headed, or having blurred vision – these are signs of low blood pressure
- Nosebleed
- Bleeding after surgery or from cuts (for example while shaving) and wounds more than is normal
- Bleeding from your stomach lining (ulcer)
- Bleeding gums

Uncommon (may affect up to 1 in 100 people)

- Allergic reaction – a rash, itching or a swollen face or swollen lips/tongue may be signs of an allergic reaction
- Confusion
- Visual problems caused by blood in your eye
- Vaginal bleeding that is heavier, or happens at different times, than your normal period (Menstrual) bleeding
- Bleeding into your joints and muscles causing painful swelling
- Blood in your ear
- Internal bleeding, this may cause dizziness or light-headedness

Reporting of side effects

If you get any side effects, talk to your doctor, pharmacist or nurse. This includes any possible side effects not listed in this leaflet. You can also report side effects directly via any point of contact of Torrent Pharma available at: http://www.torrentpharma.com/Index.php/site/info/adverse_event_reporting. By reporting side effects, you can help provide more information on the safety of this medicine

9.5 How to store Torplat 60 and Torplat 90

Do not store above 30°C. Keep out of reach of children.

9.6 Contents of the pack and other information

What Torplat 60 contains

The active substance is ticagrelor. Each film-coated tablet contains 60 mg of ticagrelor.

The other ingredients are: The excipients used are Mannitol, Dicalcium Phosphate Dihydrate, Croscarmellose Sodium, Hydroxy Propyl Cellulose, Magnesium Stearate, Hypromellose, Titanium Dioxide, Polyethylene Glycol, Talc, Ferric Oxide Yellow, and Ferric Oxide Red.

What Torplat 90 contains

- The active substance is ticagrelor. Each film-coated tablet contains 90 mg of ticagrelor.
- The other ingredients are: The excipients used are Mannitol, Dicalcium Phosphate Dihydrate, Croscarmellose Sodium, Hydroxy Propyl Cellulose, Magnesium Stearate, Hypromellose, Titanium Dioxide, Polyethylene Glycol, Talc, Ferric Oxide Yellow, and Ferric Oxide Red.

10 Details of manufacturer

MSN Laboratories Private Limited,
Formulation Division, Unit-II,
Sy. no. 1277, 1319 to 1324,
Nandigama (Village & Mandal), Rangareddy (District),
Telangana – 509228, India.

11 Details of permission or licence number with date

Torplat 60

5/MN/TS/2014/F/G issued on 29.10.2019

Torplat 90

5/MN/TS/2014/F/G issued on 12.06.2019

12 Date of revision

November 2020

MARKETED BY



TORRENT PHARMACEUTICALS LTD.

Torrent House, Off Ashram Road,

Ahmedabad-380 009, INDIA

IN/ Torplat 60 mg and Torplat 90 mg/Nov-20/02/PI