




(I)(a) STATEMENT SHOWING SHAREHOLDING PATTERN			
Name of the Company: TORRENT PHARMACEUTICALS LIMITED			
Scrip Code (BSE): 500420	Name of the Scrip (NSE): TORNTPHARM		
Class of Security: Equity Shares			
Quarter Ended: 30.09.2015			
Partly paid-up shares:-	No. of partly paid-up shares	As a % of total no. of partly paid-up shares	As a % of total no. of shares of the company
Held by promoter/promoter group	0	0.00	0.00
Held by public	0	0.00	0.00
Total	0	0.00	0.00
Outstanding convertible securities:-	No. of outstanding securities	As a % of total no. of outstanding convertible securities	As a % of total no. of shares of the company, assuming full conversion of the convertible securities
Held by promoter/promoter group	0	0.00	0
Held by public	0	0.00	0
Total	0	0.00	0.00
Warrants:-	No. of warrants	As a % of total no. of warrants	As a % of total no. of shares of the company, assuming full conversion of warrants
Held by promoter/promoter group	0	0.00	0.00
Held by public	0	0.00	0.00
Total	0	0.00	0.00
Total paid-up capital of the company, assuming full conversion of warrants and convertible securities	169222720	0.00	100.00



Name of the Company :		TORRENT PHARMACEUTICALS LIMITED						
Category code	Category of Shareholder	Number of Shareholders	Total number of shares	Number of shares held in dematerialized form	Total shareholding as a percentage of total number of shares		Shares Pledged or otherwise encumbered	
					As a percentage of (A+B)	As a percentage of (A+B+C)	No. of shares	As a Percentage
(A)	Shareholding of Promoter and Promoter Group							
1	Indian							
(a)	Individuals/ Hindu Undivided Family	11	34449248	34449248	20.36	20.36	0	0.00
(b)	Central Government/ State Government(s)	0	0	0	0.00	0.00	0	0.00
(c)	Bodies Corporate	1	86115472	86115472	50.89	50.89	0	0.00
(d)	Financial Institutions/ Banks	0	0	0	0.00	0.00	0	0.00
(e)	Any Others(Specify)	0	0	0	0.00	0.00	0	0.00
	Sub Total(A)(1)	12	120564720	120564720	71.25	71.25	0	0.00
2	Foreign							
a	Individuals (Non-Residents Individuals/ Foreign Individuals)	0	0	0	0.00	0.00	0	0.00
b	Bodies Corporate	0	0	0	0.00	0.00	0	0.00
c	Institutions	0	0	0	0.00	0.00	0	0.00
d	Qualified Foreign Investor	0	0	0	0.00	0.00	0	0.00
e	Any Others(Specify)	0	0	0	0.00	0.00	0	0.00
	Sub Total(A)(2)	0	0	0	0.00	0.00	0	0.00
	Total Shareholding of Promoter and Promoter Group (A)= (A)(1)+(A)(2)	12	120564720	120564720	71.25	71.25	0	0.00



(B)	Public shareholding								
I	Institutions								
(a)	Mutual Funds/UTI	65	10064765	10063965	5.95	5.95	0	0.00	
(b)	Financial Institutions / Banks	10	148497	148497	0.09	0.09	0	0.00	
(c)	Central Government/ State Government(s)	0	0	0	0.00	0.00	0	0.00	
(d)	Venture Capital Funds	0	0	0	0.00	0.00	0	0.00	
(e)	Insurance Companies	0	0	0	0.00	0.00	0	0.00	
(f)	Foreign Institutional Investors	206	21020125	21020125	12.42	12.42	0	0.00	
(g)	Foreign Venture Capital Investors	0	0	0	0.00	0.00	0	0.00	
(h)	Qualified Foreign Investor	0	0	0	0.00	0.00	0	0.00	
(i)	Any Other (specify)	0	0	0	0.00	0.00	0	0.00	
	Sub-Total (B)(1)	281	31233387	31232587	18.46	18.46	0	0.00	
B 2	Non-institutions								
(a)	Bodies Corporate	876	3160669	3151109	1.87	1.87	0	0.00	
(b)	Individuals				0.00	0.00	0	0.00	
I	i. Individual shareholders holding nominal share capital up to Rs 1 lakh	35870	7775512	6866533	4.59	4.59	0	0.00	
II	ii. Individual shareholders holding nominal share capital in excess of Rs. 1 lakh.	16	1179992	1179992	0.70	0.70	0	0.00	
(c)	Qualified Foreign Investor	0	0	0	0.00	0.00	0	0.00	
(d)	Any Other (specify)				0.00	0.00	0	0.00	
(d-i)	HUF	845	310257	310257	0.18	0.18	0	0.00	
(d-ii)	Clearing Members	234	140093	140093	0.08	0.08	0	0.00	
(d-iii)	Non Resident Indians	931	371220	371220	0.22	0.22	0	0.00	
(d-iv)	Trusts	8	6570	6570	0.00	0.00	0	0.00	
(d-v)	Directors and their relatives	16	4480300	4480300	2.65	2.65	0	0.00	
	Sub-Total (B)(2)	38796	17424613	16506074	10.30	10.30	0	0.00	
(B)	Total Public Shareholding (B)= (B)(1)+(B)(2)	39077	48658000	47738661	28.75	28.75	0	0.00	
	TOTAL (A)+(B)	39089	169222720	168303381	100.00	100.00	0	0.00	
(C)	Shares held by Custodians and against which Depository Receipts have been issued								
1	Promoter and Promoter Group	0	0	0	0.00	0.00	0	0.00	
2	Public	0	0	0	0.00	0.00	0	0.00	
	Sub-Total (C)	0	0	0	0.00	0.00	0	0.00	
	GRAND TOTAL (A)+(B)+(C)	39089	169222720	168303381	100.00	100.00	0	0.00	



45

TORRENT PHARMACEUTICALS LIMITED

(D)(b) Group Statement showing holding of securities (including shares, warrants, convertible securities) of persons belonging to the category "Promoter and Promoter

Sr. No.	Name of the shareholder	Details of Shares held			Encumbered shares (*)			Details of warrants			Details of convertible securities		Total shares (including underlying shares assuming full conversion of warrants and convertible securities) as a % of diluted share capital
		Number of shares held	As a % of grand total (A) + (B) + (C)	No.	As a percentage	As a % of grand total (A)+(B)+(C) of sub-clause (D)(a)	Number of warrants held	As a % total number of warrants of the same class	Number of convertible securities held	As a % total number of convertible securities of the same class			
(i)	(ii)	(iii)	(iv)	(v)	(vi) = (v)/(iii)*100	(vii)	(viii)	(ix)	(x)	(xi)	(xii)		
1	Samir U Mehta	6283960	3.71	0	0.00	0.00	0	0.00	0	0.00	3.71		
2	Sudhir U Mehta	5885376	3.48	0	0.00	0.00	0	0.00	0	0.00	3.48		
3	Sapna S Mehta	5559164	3.17	0	0.00	0.00	0	0.00	0	0.00	3.17		
4	Amita S Mehta	6120268	3.62	0	0.00	0.00	0	0.00	0	0.00	3.62		
5	Varun S Mehta	1750000	1.03	0	0.00	0.00	0	0.00	0	0.00	1.03		
6	Samir Uttamjal Mehta (HUF)	2080000	1.23	0	0.00	0.00	0	0.00	0	0.00	1.23		
7	Jinal S Mehta	1750000	1.03	0	0.00	0.00	0	0.00	0	0.00	1.03		
8	Jinal S Mehta	3000	0.00	0	0.00	0.00	0	0.00	0	0.00	0.00		
9	Sudhir Uttamjal Mehta (HUF)	1717480	1.01	0	0.00	0.00	0	0.00	0	0.00	1.01		
10	Anant Mehta	1750000	1.03	0	0.00	0.00	0	0.00	0	0.00	1.03		
11	Sheena S Mehta	1750000	1.03	0	0.00	0.00	0	0.00	0	0.00	1.03		
12	Torrent Private Ltd	86115472	50.89	0	0.00	0.00	0	0.00	0	0.00	50.89		
	TOTAL	120564720	71.25	0	0.00	0.00	0	0.00	0	0.00	71.25		

(*) The term "encumbrance" has the same meaning as assigned to it in regulation 20(3) of the SAST Regulations, 2011



Statement showing holding of securities (including shares, warrants, convertible securities) of persons belonging to the category "Public" and holding more than 1% of the total number of shares

(D)(c)(i)

Sr. No.	Name of the shareholder	Number of shares held	Shares as a percentage of total number of shares (i.e., Grand Total (A)+(B)+(C))	Details of warrants		Details of convertible		Total shares (including underlying shares assuming full conversion of warrants and convertible securities) as a % of diluted share capital
				Number of warrants held	As a % total number of warrants of the same class	Number of convertible securities held	% w.r.t. total number of convertible securities of the same class	
1	Levander Investments Limited	3033563	1.79	0	0.00	0	0.00	1.79
2	Franklin Templeton Investment Funds	2523613	1.49	0	0.00	0	0.00	1.49
3	HDFC Trustee Company Ltd - A/C HDFC Mid -Cap Opportunities Fund	1704400	1.01	0	0.00	0	0.00	1.01
TOTAL		7261576	4.29	0	0.00	0	0.00	4.29

Statement showing holding of securities (including shares, warrants, convertible securities) of persons (together with PAC)

(D)(c)(ii) belonging to the category "Public" and holding more than 5% of the total number of shares of the company

Sr. No.	Name(s) of the shareholder(s) and the Persons Acting in Concert (PAC) with them	Number of shares	Shares as a percentage of total number of shares (i.e., Grand Total (A)+(B)+(C))	Details of warrants		Details of convertible		Total shares (including underlying shares assuming full conversion of warrants and convertible securities) as a
				Number of warrants	As a % total number of warrants of the same class	Number of convertible securities held	% w.r.t. total number of convertible securities of the same class	
1	NIL							
TOTAL								

(D)(d) Statement showing details of locked-in shares

Sr. No.	Name of the shareholder	Number of locked-in shares	Locked-in shares as a percentage of total number of shares (i.e., Grand Total (A)+(B)+(C) indicated in Statement at para (D)(a) above)	Promoter / Promoter Group / Public
1	NIL			
TOTAL				



(II)(a) Statement showing details of Depository Receipt(DRs)

Sr. No.	Type of outstanding DR (ADRs, GDRs, SDRs, etc.)	Number of outstanding DRs	Number of shares underlying outstanding DRs	Shares underlying outstanding DRs as a percentage of total number of shares (i.e., Grand Total (A)+(B)+(C) indicated in Statement at para (I)(a) above)
I	NIL			
TOTAL				

(II)(b) Statement showing Holding of Depository Receipts (DRs), where underlying shares held by "Promoter / Promoter group" are in excess of 1% of the total number shares

Sr. No.	Name of the DR Holder	Type of outstanding DR (ADRs, GDRs, SDRs, etc.)	Number of shares underlying outstanding DRs	Shares underlying outstanding DRs as a percentage of total number of shares (i.e., Grand Total (A)+(B)+(C) indicated in Statement at para (I)(a) above)
I		NIL		
TOTAL				


(III)(a) Statement showing the voting patterns of shareholders, if more than one class of shares/ securities is issued by the issuer

Only one class of securities is issued by the Company i.e. Equity Shares

For TORRENT PHARMACEUTICALS LIMITED

(Handwritten Signature)

MAHESH AGRAWAL
VP (LEGAL) & COMPANY SECRETARY



Shareholding Pattern of Zyg Pharma Private Ltd as on 30th September, 2015

(Pre and Post shareholding)

Sr. No	Name of the Shareholder	No of shares
1.	Torrent Pharmaceuticals Ltd	161154
2.	Mr Ashok Modi (As a nominee of Torrent Pharmaceuticals Ltd)	1
3.	Mr Ruchir Modi (As a nominee of Torrent Pharmaceuticals Ltd)	1
4.	Mr Jinesh Shah (As a nominee of Torrent Pharmaceuticals Ltd)	1
5.	Mr Jayesh Desai (As a nominee of Torrent Pharmaceuticals Ltd)	1
6.	Mr Kaushal Solanki (As a nominee of Torrent Pharmaceuticals Ltd)	1
7.	Mr Mahesh Agrawal (As a nominee of Torrent Pharmaceuticals Ltd)	1
	Total	161160

Note : Post Shareholding Pattern of Zyg Pharma Private Ltd will not be applicable as the Company will get dissolved without winding up pursuant to the Scheme of Amalgamation.

