

QA
20/05/20

**ANNEXURE-II
TORRENT PHARMACEUTICALS LIMITED-BADDI
MONTHLY SUMMARY OF BIOMEDICAL WASTE**

REF SOP No: BSG-041

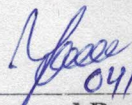
Page No 01 of 01


Month & Year May - 20

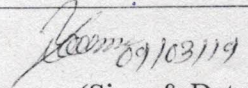
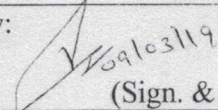
Date	Yellow		Red		White		Blue		Total Quantity
	Waste		Waste		Waste		Waste		
	Type	Quantity	Type	Quantity	Type	Quantity	Type	Quantity	
01/05/20	M. Waste	5.0	Gloves	0.2	NA	NA	NA	NA	5.2
02/05/20	NA	NA	Gloves	0.18	NA	NA	NA	NA	0.18
03/05/20	NA	NA	plastic/ Gloves	0.097	NA	NA	NA	NA	0.097
04/05/20	M. Waste	4.5	Gloves	0.2	NA	NA	NA	NA	4.7
05/05/20	NA	NA	Gloves	0.2	NA	NA	NA	NA	0.2
06/05/20	M. Waste	12.6	Gloves	0.16	NA	NA	NA	NA	12.76
07/05/20	NA	NA	plastic/ Gloves	0.217	NA	NA	NA	NA	0.217
08/05/20	M. Waste	1.3	Gloves	0.2	Metal	0.032	NA	NA	1.532
09/05/20	M. Waste	4.3	Gloves	0.18	Metal	0.032	NA	NA	4.512
10/05/20	NA	NA	Gloves	0.1	NA	NA	NA	NA	0.1
11/05/20	M. Waste	0.0	Gloves	0.16	NA	NA	NA	NA	0.16
12/05/20	NA	NA	Gloves	0.18	NA	NA	NA	NA	0.18
13/05/20	M. Waste	6.0	Gloves	0.16	NA	NA	NA	NA	6.16
14/05/20	NA	NA	plastic/ Gloves	0.197	NA	NA	NA	NA	0.197
15/05/20	M. Waste	5.4	Gloves	0.2	NA	NA	NA	NA	5.6
16/05/20	M. Waste	4.9	Gloves	0.2	NA	NA	NA	NA	5.1

*Waste Quantity to be mentioned in Kg

** M. Waste - microbiology waste


04/06/20
Prepared By OHC/HSE
(Sign & Date)


04/06/20
In charge OHC/HSE
(Sign & Date)

Format No.: BSG-041-F02-01	Prepared By:  29/03/19 (Sign. & Date)	Checked By:  29/03/19 (Sign. & Date)
----------------------------	---	---

**ANNEXURE-II
TORRENT PHARMACEUTICALS LIMITED-BADDI
MONTHLY SUMMARY OF BIOMEDICAL WASTE**

REF SOP No: BSG-041

Page No 01 of 01

Month & Year May-20

Date	Yellow		Red		White		Blue		Total Quantity
	Waste		Waste		Waste		Waste		
	Type	Quantity	Type	Quantity	Type	Quantity	Type	Quantity	
17/05/20	NA	NA	Gloves	0.2	NA	NA	NA	NA	0.2
18/05/20	M-Waste	4.6	Gloves	0.2	NA	NA	NA	NA	4.8
19/05/20	NA	NA	Gloves	0.16	Metal	0.032	NA	NA	0.192
20/05/20	M-Waste	8.0	Gloves	0.2	Metal	0.032	NA	NA	8.232
22/05/20	M-Waste	11.4	Gloves	0.2	NA	NA	NA	NA	11.6
23/05/20	NA	NA	Gloves	0.2	NA	NA	NA	NA	0.2
24/05/20	NA	NA	Gloves	0.2	NA	NA	NA	NA	0.2
25/05/20	M-Waste	0.1	Gloves	0.2	NA	NA	NA	NA	0.3
26/05/20	NA	NA	Gloves	0.2	NA	NA	NA	NA	0.2
27/05/20	M-Waste	5.5	Gloves	0.2	NA	NA	NA	NA	5.7
29/05/20	M-Waste	14.0	plastic gloves	0.937	NA	NA	NA	NA	14.937
30/05/20	M-Waste	0.2	Gloves	0.2	NA	NA	NA	NA	0.4
31/05/20	Expired medicine	0.02	Gloves	0.1	NA	NA	NA	NA	0.12
NA 04/06/20									

*Waste Quantity to be mentioned in Kg

** M. Waste - Microbiology Waste

[Signature]
Prepared By OHC/HSE
(Sign & Date)

[Signature]
In charge OHC/HSE
(Sign & Date)

Format No.: BSG-041-F02-01	Prepared By: <i>[Signature]</i> (Sign. & Date)	Checked By: <i>[Signature]</i> (Sign. & Date)
----------------------------	---	--