



(1)(a) STATEMENT SHOWING SHAREHOLDING PATTERN

Name of the Company : TORRENT PHARMACEUTICALS LIMITED			
Scrip Code (BSE): 500420		Name of the Scrip (NSE): TORNTPHARM	
Class of Security: Equity Shares			
Quarter Ended: 30.06.2013			
Partly paid-up shares	No. of partly paid-up shares	As a % of total no. of partly paid-up shares	As a % of total no. of shares of the Company
Held by promoter/promoter group	0	0	0
Held by Public	0	0	0
Total:	0	0	0
Outstanding convertible securities	No. of outstanding securities	As a % of total no. of outstanding convertible securities	As a % of total no. of shares of the Company, assuming full conversion of the convertible
Held by promoter/promoter group	0	0	0
Held by Public	0	0	0
Total:	0	0	0
Warrants:	No. of warrants	As a % of total no. of warrants	As a % of total no. of shares of the Company, assuming full conversion of warrants
Held by promoter/promoter group	0	0	0
Held by Public	0	0	0
Total:	0	0	0
Total paid-up capital of the Company, assuming full conversion of warrants and convertible securities	84611360	0	100.00



Name of the Company :		TORRENT PHARMACEUTICALS LIMITED						
Category code	Category of Shareholder	No. of Share holders	Total no. of shares	No. of shares held in dematerialized form	Total shareholding as a percentage of total number of shares		Shares Pledged or otherwise encumbered	
					As a percentage of(A+B) ¹	As a percentage of (A+B+C)	No. of shares	As a Percentage
(A)	Shareholding of Promoter and Promoter Group²							
1	Indian							
(a)	Individuals/ Hindu Undivided Family	2	1898740	1898740	2.24	2.24	0.00	0.00
(b)	Central Government/ State Government(s)	0	0	0	0.00	0.00	0.00	0.00
(c)	Bodies Corporate	1	43057736	43057736	50.89	50.89	0.00	0.00
(d)	Financial Institutions/ Banks	0	0	0	0.00	0.00	0.00	0.00
(e)	Any Others(Specify)	0	0	0	0.00	0.00	0.00	0.00
(e-i)	Directors & Relatives	8	15546884	15546884	18.37	18.37	0.00	0.00
	Sub Total(A)(1)	11	60503360	60503360	71.51	71.51	0.00	0.00
2	Foreign							
a	Individuals (Non-Residents Individuals/ Foreign Individuals)	0	0	0	0.00	0.00	0.00	0.00
b	Bodies Corporate	0	0	0	0.00	0.00	0.00	0.00
c	Institutions	0	0	0	0.00	0.00	0.00	0.00
d	Qualified Foreign Investors	0	0	0	0.00	0.00	0.00	0.00
e	Any Others(Specify)	0	0	0	0.00	0.00	0.00	0.00
	Sub Total(A)(2)	0	0	0	0.00	0.00	0.00	0.00
	Total Shareholding of Promoter and Promoter Group (A)= (A)(1)+(A)(2)	11	60503360	60503360	71.51	71.51	0.00	0.00



(B)	Public shareholding¹							
1	Institutions							
(a)	Mutual Funds/ UTI	77	7705700	7705700	9.11	9.11	0.00	0.00
(b)	Financial Institutions / Banks	7	39003	39003	0.05	0.05	0.00	0.00
(c)	Central Government/ State Government(s)	0	0	0.00	0.00	0.00	0.00	0.00
(d)	Venture Capital Funds	0	0	0.00	0.00	0.00	0.00	0.00
(e)	Insurance Companies	1	247663	247663	0.29	0.29	0.00	0.00
(f)	Foreign Institutional Investors	95	6395763	6395763	7.56	7.56	0.00	0.00
(g)	Foreign Venture Capital Investors	0	0	0	0.00	0.00	0.00	0.00
(h)	Qualified Foreign Investors	0	0	0	0.00	0.00	0.00	0.00
(i)	Any Other (specify)	0	0	0	0.00	0.00	0.00	0.00
	Sub-Total (B)(1)	180	14388129	14388129	17.00	17.00	0.00	0.00
B 2	Non-institutions							
(a)	Bodies Corporate	619	3010020	3004840	3.56	3.56	0.00	0.00
(b)	Individuals							
I	Individuals -i. Individual shareholders holding nominal share capital up to Rs 1 lakh	20242	3763515	3245599	4.45	4.45	0.00	0.00
II	ii. Individual shareholders holding nominal share capital in excess of Rs. 1 lakh.	8	414804	414804	0.49	0.49	0.00	0.00
(c)	Qualified Foreign Investors	0	0	0	0.00	0.00	0.00	0.00
(d)	Any Other (specify)							
(d-i)	Non Resident Indians	338	142927	142927	0.17	0.17	0.00	0.00
(d-ii)	Trusts	1	400	400	0.00	0.00	0.00	0.00
(d-iii)	Foreign Bodies Corporate	0	0	0	0.00	0.00	0.00	0.00
(d-iv)	Clearing Members	71	38480	38480	0.05	0.05	0.00	0.00
(d-v)	Directors and their relatives	18	2241900	2241900	2.65	2.65	0.00	0.00
(d-vi)	Hindu Undivided Family	376	107825	107825	0.13	0.13	0.00	0.00
	Sub-Total (B)(2)	21673	9719871	9196775	11.49	11.49	0.00	0.00
(B)	Total Public Shareholding (B)= (B)(1)+(B)(2)	21853	24108000	23584904	28.49	28.49	0.00	0.00
	TOTAL (A)+(B)	21864	84611360	84088264	100.00	100.00	0.00	0.00
(C)	Shares held by Custodian and against which Depository Receipts have been issued							
1	Promoter and Promoter Group	0	0	0	0.00	0.00	0.00	0.00
2	Public	0	0	0	0.00	0.00	0.00	0.00
	GRAND TOTAL (A)+(B)+(C)	21864	84611360	84088264	100.00	100.00	0.00	0.00
¹ For determining public shareholding for the purpose of Clause 40A' ² -For definitions of "Promoter" and "Promoter Group", refer to Clause 40A								




TORRENT PHARMACEUTICALS LIMITED

(D)(b) Statement showing holding of securities (including shares, warrants, convertible securities) of persons belonging to the category "Promoter and Promoter Group"

Sr. No.	Name of the Shareholder	Details of Shares held		Encumbered shares (*)			Details of Warrants		Details of convertible securities		Total Shares (including underlying shares assuming full conversion of warrants and convertible securities) as a % of diluted share capital
		No. of Shares held	As a % of grand total (A)+(B)+(C)	No.	As a percentage	As a % of grand total (A) + (B) + (C) of sub-clause (I)(a)	Number of warrants held	As a % total number of warrants of the same class	Number of convertible securities held	As a % total number of convertible securities of the same class	
(I)	(II)	(III)	(IV)	(V)	(VI)=(V) / (III)*100	(VII)	(VIII)	(IX)	(X)	(XI)	(XII)
1	Samir U Mehta	4127480	4.88	0	0.00	0.00	0	0.00	0	0.00	0.00
2	Sudhir U Mehta	2942688	3.48	0	0.00	0.00	0	0.00	0	0.00	0.00
3	Sapna S Mehta	2679582	3.17	0	0.00	0.00	0	0.00	0	0.00	0.00
4	Anita S Mehta	3170634	3.75	0	0.00	0.00	0	0.00	0	0.00	0.00
5	Varun S Mehta	875000	1.03	0	0.00	0.00	0	0.00	0	0.00	0.00
6	Samir Ultramlal Mehta (HUF)	1040000	1.23	0	0.00	0.00	0	0.00	0	0.00	0.00
7	Jinal S Mehta	875000	1.03	0	0.00	0.00	0	0.00	0	0.00	0.00
8	Jinal S Mehta	1500	0.00	0	0.00	0.00	0	0.00	0	0.00	0.00
9	Sudhir Utamlal Mehta (HUF)	858740	1.01	0	0.00	0.00	0	0.00	0	0.00	0.00
10	Aman Mehta	875000	1.03	0	0.00	0.00	0	0.00	0	0.00	0.00
11	Torrent Private Ltd.	43057736	50.89	0	0.00	0.00	0	0.00	0	0.00	0.00
	TOTAL	60503360	71.51	0	0.00	0.00	0	0.00	0	0.00	0.00

* The term "encumbrance" has the same meaning as assigned to it in regulation 28(3) of the SAST Regulations, 2011.



TORRENT PHARMACEUTICALS LIMITED

(I)(c)(i) Statement showing holding of securities (including shares, warrants, convertible securities) of persons belonging to the category "Public" and holding more than 1% of the total number of shares


Sr. No.	Name of the shareholder	Number of shares held	Shares as a percentage of total number of shares (i.e., Grand total (A)+(B)+(C) indicated in Statement at para (I)(a) above)	Details of warrants		Details of convertible securities		Total shares (including underlying shares assuming full conversion of warrants and convertible securities) as a % of diluted share capital)
				Number of warrants held	As a % total number of warrants of the same class	Number of convertible securities held	% w.r.t. total number of convertible securities of the same class	
1	Franklin Templeton Investment Funds	1225000	1.45	0	0.00	0	0.00	0.00
2	Reliance Capital Trustee Co Ltd A/C- Reliance Regular Savings Fund-Equity Option	900000	1.06	0	0.00	0	0.00	0.00
3	Franklin Templeton Mutual Fund A/C Franklin Indiaflexi Cap Fund	875000	1.03	0	0.00	0	0.00	0.00
TOTAL		3000000	3.55	0	0.00	0	0.00	0.00

(I)(c)(ii) Statement showing holding of securities (including shares, warrants, convertible securities) of persons (together with PAC) belonging to the category "Public" and holding more than 5% of the total number of shares of the company

Sr. No.	Name(s) of the shareholder(s) and the Persons Acting in Concert (PAC) with them	Number of shares	Shares as a percentage of total number of shares (i.e., Grand total (A)+(B)+(C) indicated in Statement at para (I)(a) above)	Details of warrants		Details of convertible securities		Total shares (including underlying shares assuming full conversion of warrants and convertible securities) as a % of diluted share capital)
				Number of warrants	As a % total number of warrants of the same class	Number of convertible securities held	% w.r.t. total number of convertible securities of the same class	
1	NIL							
TOTAL								

(I)(d) Statement showing details of locked-in shares

Sr. No.	Name of the shareholder	Number of locked-in shares	Locked-in shares as a percentage of total number of shares (i.e., Grand Total (A)+(B)+(C) indicated in Statement at para (I)(a) above)	Promoter / Promoter Group / Public
1	NIL			
TOTAL				



(II)(a) Statement showing details of Depository Receipt(DRs)

Sr. No.	Type of outstanding DR (ADRs, GDRs, SDRs, etc.)	Number of outstanding DRs	Number of shares underlying outstanding DRs			Shares underlying outstanding DRs as a percentage of total number of shares (i.e., Grand Total (A)+(B)+(C) indicated in Statement at para (I)(a) above)		
1	NIL							
TOTAL								

(II)(b) Statement showing Holding of Depository Receipts (DRs), where underlying shares held by "Promoter / Promoter group" are in excess of 1% of the total number shares

Sr. No.	Name of the DR Holder	Type of outstanding DR (ADRs, GDRs, SDRs, etc.)	Number of shares underlying outstanding DRs			Shares underlying outstanding DRs as a percentage of total number of shares (i.e., Grand Total (A)+(B)+(C) indicated in Statement at para (I)(a) above)		
1		NIL						
TOTAL								

(III)(a) Statement showing the voting patterns of shareholders, if more than one class of shares/ securities is issued by the issuer

Only one class of securities is issued by the Company i.e. Equity Shares

For TORRENT PHARMACEUTICALS LIMITED



MAHESH AGRAWAL
VP (LEGAL) & COMPANY SECRETARY