



**(D)(a) STATEMENT SHOWING SHAREHOLDING PATTERN**

<b>Name of the Company : TORRENT PHARMACEUTICALS LIMITED</b>			
<b>Scrip Code (BSE): 500420</b>		<b>Name of the Scrip (NSE): TORNTPHARM</b>	
<b>Class of Security: Equity Shares</b>			
<b>Quarter Ended: 30.06.2014</b>			
Partly paid-up shares	No. of partly paid-up shares	As a % of total no. of partly paid-up shares	As a % of total no. of shares of the Company
Held by promoter/promoter group	0	0	0
Held by Public	0	0	0
<b>Total:</b>	<b>0</b>	<b>0</b>	<b>0</b>
Outstanding convertible securities	No. of outstanding securities	As a % of total no. of outstanding convertible securities	As a % of total no. of shares of the Company, assuming full conversion of the convertible
Held by promoter/promoter group	0	0	0
Held by Public	0	0	0
<b>Total:</b>	<b>0</b>	<b>0</b>	<b>0</b>
Warrants:	No. of warrants	As a % of total no. of warrants	As a % of total no. of shares of the Company, assuming full conversion of warrants
Held by promoter/promoter group	0	0	0
Held by Public	0	0	0
<b>Total:</b>	<b>0</b>	<b>0</b>	<b>0</b>
<b>Total paid-up capital of the Company, assuming full conversion of warrants and convertible securities</b>	<b>169222720</b>	<b>0</b>	<b>100.00</b>




Name of the Company :		TORRENT PHARMACEUTICALS LIMITED							
Category code	Category of Shareholder	No. of Share holders	Total no. of shares	No. of shares held in dematerialized form	Total shareholding as a percentage of total number of shares		Shares Pledged or otherwise encumbered		
					As a percentage of(A+B) <sup>1</sup>	As a percentage of (A+B+C)	No. of shares	As a Percentage	
(A)	<b>Shareholding of Promoter and Promoter Group<sup>2</sup></b>								
1	<b>Indian</b>								
(a)	Individuals/ Hindu Undivided Family	2	3797480	3797480	2.24	2.24	0.00	0.00	
(b)	Central Government/ State Government(s)	0	0	0	0.00	0.00	0.00	0.00	
(c)	Bodies Corporate	1	86115472	86115472	50.89	50.89	0.00	0.00	
(d)	Financial Institutions/ Banks	0	0	0	0.00	0.00	0.00	0.00	
(e)	Any Others(Specify)	0	0	0	0.00	0.00	0.00	0.00	
(i)	Directors & Relatives	8	31093768	31093768	18.37	18.37	0.00	0.00	
	<b>Sub Total(A)(1)</b>	<b>11</b>	<b>121006720</b>	<b>121006720</b>	<b>71.51</b>	<b>71.51</b>	<b>0.00</b>	<b>0.00</b>	
2	<b>Foreign</b>								
a	Individuals (Non-Residents Individuals/ Foreign Individuals)	0	0	0	0.00	0.00	0.00	0.00	
b	Bodies Corporate	0	0	0	0.00	0.00	0.00	0.00	
c	Institutions	0	0	0	0.00	0.00	0.00	0.00	
d	Qualified Foreign Investors	0	0	0	0.00	0.00	0.00	0.00	
e	Any Others(Specify)	0	0	0	0.00	0.00	0.00	0.00	
	<b>Sub Total(A)(2)</b>	<b>0</b>	<b>0</b>	<b>0</b>	<b>0.00</b>	<b>0.00</b>	<b>0.00</b>	<b>0.00</b>	
	<b>Total Shareholding of Promoter and Promoter Group (A)= (A)(1)+(A)(2)</b>	<b>11</b>	<b>121006720</b>	<b>121006720</b>	<b>71.51</b>	<b>71.51</b>	<b>0.00</b>	<b>0.00</b>	



<b>(B)</b>	<b>Public shareholding<sup>1</sup></b>								
<b>I</b>	<b>Institutions</b>								
(a)	Mutual Funds/ UTI	56	11856262	11855462	7.01	7.01	0.00	0.00	
(b)	Financial Institutions / Banks	5	19994	19994	0.01	0.01	0.00	0.00	
(c)	Central Government/ State Government(s)	0	0	0.00	0.00	0.00	0.00	0.00	
(d)	Venture Capital Funds	0	0	0.00	0.00	0.00	0.00	0.00	
(e)	Insurance Companies	0	0	0	0.00	0.00	0.00	0.00	
(f)	Foreign Institutional Investors	120	21376099	21376099	12.63	12.63	0.00	0.00	
(g)	Foreign Venture Capital Investors	0	0	0	0.00	0.00	0.00	0.00	
(h)	Qualified Foreign Investors	0	0	0	0.00	0.00	0.00	0.00	
(i)	Any Other (specify)	0	0	0	0.00	0.00	0.00	0.00	
	<b>Sub-Total (B)(1)</b>	<b>181</b>	<b>33252355</b>	<b>33251555</b>	<b>19.65</b>	<b>19.65</b>	<b>0.00</b>	<b>0.00</b>	
<b>B 2</b>	<b>Non-institutions</b>								
(a)	Bodies Corporate	572	1975576	1965541	1.17	1.17	0.00	0.00	
(b)	Individuals				0.00	0.00			
I	Individuals -i. Individual shareholders holding nominal share capital up to Rs 1 lakh	24550	7043223	6057519	4.16	4.16		0.00	0.00
II	ii. Individual shareholders holding nominal share capital in excess of Rs. 1 lakh.	16	844174	844174	0.50	0.50		0.00	0.00
(c)	Qualified Foreign Investors	0	0	0	0.00	0.00	0.00	0.00	
(d)	Any Other (specify)				0.00	0.00			
(d-i)	Non Resident Indians	568	317273	317273	0.19	0.19	0.00	0.00	
(d-ii)	Trusts	1	100	100	0.00	0.00	0.00	0.00	
(d-iii)	Foreign Bodies Corporate	0	0	0	0.00	0.00	0.00	0.00	
(d-iv)	Clearing Members	98	24410	24410	0.01	0.01	0.00	0.00	
(d-v)	Directors and their relatives	17	4485200	4485200	2.65	2.65	0.00	0.00	
(d-vi)	Hindu Undivided Family	497	273689	273689	0.16	0.16	0.00	0.00	
	<b>Sub-Total (B)(2)</b>	<b>26319</b>	<b>14963645</b>	<b>13967906</b>	<b>8.84</b>	<b>8.84</b>	<b>0.00</b>	<b>0.00</b>	
<b>(B)</b>	<b>Total Public Shareholding (B)= (B)(1)+(B)(2)</b>	<b>26500</b>	<b>48216000</b>	<b>47219461</b>	<b>28.49</b>	<b>28.49</b>	<b>0.00</b>	<b>0.00</b>	
	<b>TOTAL (A)+(B)</b>	<b>26511</b>	<b>169222720</b>	<b>168226181</b>	<b>100.00</b>	<b>100.00</b>	<b>0.00</b>	<b>0.00</b>	
<b>(C)</b>	<b>Shares held by Custodian and against which Depository Receipts have been issued</b>								
1	Promoter and Promoter Group	0	0	0	0.00	0.00	0.00	0.00	
2	Public	0	0	0	0.00	0.00	0.00	0.00	
	<b>GRAND TOTAL (A)+(B)+(C)</b>	<b>26511</b>	<b>169222720</b>	<b>168226181</b>	<b>100.00</b>	<b>99.41</b>	<b>0.00</b>	<b>0.00</b>	

<sup>1</sup>For determining public shareholding for the purpose of Clause 40A'

<sup>2</sup>-For definitions of "Promoter" and "Promoter Group", refer to Clause 40A




**TORRENT PHARMACEUTICALS LIMITED**

**(D)(b) Statement showing holding of securities (including shares, warrants, convertible securities) of persons belonging to the category "Promoter and Promoter Group"**

Sr. No.	Name of the Shareholder	Details of Shares held			Encumbered shares (*)			Details of Warrants			Details of convertible securities			Total Shares (including underlying full conversion of warrants and convertible securities) as a % of diluted share capital
		No. of Shares held	As a % of grand total (A)+(B)+(C)	No.	As a percentage (VI)=(V)/(III)*100	As a % of grand total (A) + (B) + (C) of sub-clause (I)(a)	Number of warrants held	As a % total number of warrants of the same class	Number of convertible securities held	As a % total number of convertible securities of the same class	(X)	(XI)	(XII)	
(I)	(II)	(III)	(IV)	(V)	(VI)=(V)/(III)*100	(VII)	(VIII)	(IX)	(X)	(XI)	(XII)			
1	Samir U Mehta	8254960	4.88	0	0.00	0.00	0	0.00	0	0.00	0.00	0.00		
2	Sudhir U Mehta	5885376	3.48	0	0.00	0.00	0	0.00	0	0.00	0.00	0.00		
3	Sapna S Mehta	5359164	3.17	0	0.00	0.00	0	0.00	0	0.00	0.00	0.00		
4	Anita S Mehta	6341268	3.75	0	0.00	0.00	0	0.00	0	0.00	0.00	0.00		
5	Varun S Mehta	1750000	1.03	0	0.00	0.00	0	0.00	0	0.00	0.00	0.00		
6	Samir Uttamlal Mehta (HUF)	2080000	1.23	0	0.00	0.00	0	0.00	0	0.00	0.00	0.00		
7	Jinal S Mehta	1750000	1.03	0	0.00	0.00	0	0.00	0	0.00	0.00	0.00		
8	Jinal S Mehta	3000	0.00	0	0.00	0.00	0	0.00	0	0.00	0.00	0.00		
9	Sudhir Uttamlal Mehta (HUF)	1717480	1.01	0	0.00	0.00	0	0.00	0	0.00	0.00	0.00		
10	Aman Mehta	1750000	1.03	0	0.00	0.00	0	0.00	0	0.00	0.00	0.00		
11	Torrent Private Ltd.	86115472	50.89	0	0.00	0.00	0	0.00	0	0.00	0.00	0.00		
	<b>TOTAL</b>	<b>121006720</b>	<b>71.51</b>	<b>0</b>	<b>0.00</b>	<b>0.00</b>	<b>0</b>	<b>0.00</b>	<b>0</b>	<b>0.00</b>	<b>0.00</b>	<b>0.00</b>		

\* The term "encumbrance" has the same meaning as assigned to it in regulation 28(3) of the SAST Regulations, 2011.



# TORRENT PHARMACEUTICALS LIMITED

(I)(c)(i) Statement showing holding of securities (including shares, warrants, convertible securities) of persons belonging to the category "Public" and holding more than 1% of the total number of shares


Sr. No.	Name of the shareholder	Number of shares held	Shares as a percentage of total number of shares {i.e., Grand total (A)+(B)+(C) indicated in Statement at para (I)(a) above}	Details of warrants		Details of convertible securities		Total shares (including underlying shares assuming full conversion of warrants and convertible securities) as a % of diluted share capital)
				Number of warrants held	As a % total number of warrants of the same class	Number of convertible securities held	% w.r.t total number of convertible securities of the same class	
1	Lavender Investments Limited	4533563	2.68	0	0.00	0	0.00	2.68
2	Franklin Templeton Investment Funds	3311095	1.96	0	0.00	0	0.00	1.96
<b>TOTAL</b>		7844658	4.64	0	0	0	0	4.64

(I)(c)(ii) Statement showing holding of securities (including shares, warrants, convertible securities) of persons (together with PAC) belonging to the category "Public" and holding more than 5% of the total number of shares of the company

Sr. No.	Name(s) of the shareholder(s) and the Persons Acting in Concert (PAC) with them	Number of shares	Shares as a percentage of total number of shares {i.e., Grant total (A)+(B)+(C) indicated in Statement at para (I)(a) above}	Details of warrants		Details of convertible securities		Total shares (including underlying shares assuming full conversion of warrants and convertible securities) as a % of diluted share capital)
				Number of warrants	As a % total number of warrants of the same class	Number of convertible securities held	% w.r.t total number of convertible securities of the same class	
1	NIL							
<b>TOTAL</b>								

(I)(d) Statement showing details of locked-in shares

Sr. No.	Name of the shareholder	Number of locked-in shares	Locked-in shares as a percentage of total number of shares {i.e., Grand Total (A)+(B)+(C) indicated in Statement at para (I)(a) above}	Promoter / Promoter Group / Public
1	NIL			
<b>TOTAL</b>				



(I)(a) Statement showing details of Depository Receipt(DRs)

Sr. No.	Type of outstanding DR (ADRs, GDRs, SDRs, etc.)	Number of outstanding DRs	Number of shares underlying outstanding DRs	Shares underlying outstanding DRs as a percentage of total number of shares (i.e., Grand Total (A)+(B)+(C) indicated in Statement at para (I)(a) above)
I	NIL			
TOTAL				


(II)(b) Statement showing Holding of Depository Receipts (DRs), where underlying shares held by "Promoter / Promoter group" are in excess of 1% of the total number shares

Sr. No.	Name of the DR Holder	Type of outstanding DR (ADRs, GDRs, SDRs, etc.)	Number of shares underlying outstanding DRs	Shares underlying outstanding DRs as a percentage of total number of shares (i.e., Grand Total (A)+(B)+(C) indicated in Statement at para (I)(a) above)
1		NIL		
TOTAL				

(III)(a) Statement showing the voting patterns of shareholders, if more than one class of shares/ securities is issued by the issuer

Only one class of securities is issued by the Company i.e. Equity Shares

For TORRENT PHARMACEUTICALS LIMITED



MAHESH AGRAWAL  
VP (LEGAL) & COMPANY SECRETARY